

**WFDF Congress**  
**Saturday, July 11, 2015**

**London, United Kingdom**  
**Final Briefing Book**

**WORLD FLYING DISC FEDERATION**

*Administrative Office: Enggasse 2a, D - 55296 Harxheim / Germany*

*Phone: +49 (0) 6138/9020868, Fax: +49 (0) 6138/9020869*

*eMail: [ed@wfdf.org](mailto:ed@wfdf.org)*

*[www.wfdf.org](http://www.wfdf.org)*

**WFDF.ORG**

July 8, 2015

Dear WFDF members:

We are providing this update to the briefing book sent May 11 to give you information in advance of WFDF's Annual Congress, which is scheduled for Saturday, July 11, 2015 in London in conjunction with the WFDF 2015 World Under-23 Ultimate Championships.

Our Annual Congress is composed of several types of discussions. First, there are the business matters of the federation requiring voting approval of the members: approval of the proposed budget, acceptance of the financial statements, approval of the Auditor, the annual risk assessment, and approval of key play related matters. Second there are a variety of presentations made to apprise you of our activities: the Census, survey, various WFDF sanctioned events, the disc sport committees, the work of the Commissions, development work, and anti-doping issues. Finally, we like to encourage an open dialogue among the Members on various topics of interest. This year will feature a discussion of Sport and NGB Governance revisions that may be required due to IOC recognition, a plan we are terming Olympics Target 2024, and development projects. In particular, in the area of development you will see in the budget that WFDF will be devoting a significant amount of resources in this area.

We are sending this revised version to provide additional background materials relating to issues for review and discussion as opposed to voting, such as the Target 2024 white paper. We also had an issue with our auditor, who retired and required us to replace him; we have only included the management accounting statement for 2014 for your review; once the audit is finalized, we will send the full audited financial statements for your review and approval electronically.

As always, thanks for your support and I look forward to seeing many of you in London this weekend.

Very truly yours,



Robert "Nob" Rauch  
President

# WFDF 2015 Annual Congress Agenda

## London, UK, July 11, 2015, 9:00am - 2:30pm

Agenda Item	Presenter	Vote	Page
1 <b>Call to order</b>	President		
2 <b>Roll call of National Associations present &amp; confirmation of votes allotted</b>	Executive Director / Secretary		
3 <b>2014 Congress Minutes (already approved)</b>	Secretary		4
4 <b>Decisions taken by Congress between 2014 and 2015 Congresses</b>	Secretary		16
5 <b>Report by the President</b>	President		
6 <b>Report by the Executive Director</b>	Executive Director		
7 <b>Review of 2015 Member Census</b>	Secretary		19
8 <b>IOC Recognition - Overview and Update</b>	President / Executive Director		27
9 <b>Review of 2014 / 2015 Event participant Surveys</b>	President		31
10 <b>Discussion Topic 1: IOC Recognition - NGB Governance</b>	President		32
11 <b>Ultimate Committee Discussion Topics</b>			
a) SOTG Task Force final report and recommendations	Ultimate Chair	X	
b) General Update	Ultimate Chair		
c) Upcoming WFDF events: 2015 - WU23 - AQUC, PAUC	Ultimate Chair		
d) WUGC 2016 - Report	UKU		
e) WJUC 2016 - Presentation	WJUC host		
f) World Games 2017 - Presentation	WOC/Poland		
g) Beach Ultimate - General Update	Beach Ultimate Chair		
h) WCBU 2015 - Presentation	Beach Ultimate Chair		
i) Spirit of the Game - General Update	SOTG Chair		
j) Other variations: Indoor, Wheelchair	Executive Director		
j) Other	Ultimate Chair		
12 <b>Disc Sports Other Than Ultimate</b>			
a) Updates and upcoming WFDF events	Executive Director		
b) Disc Golf	Disc Golf Chair or TBD		
c) Freestyle	Freestyle Chair or TBD		
d) Overall/Field Events	Overall Chair or TBD		
e) Guts	Guts Chair or TBD		
f) WFDF governance issues relating to non-Ultimate Disc Sports	President		
13 <b>Annual Risk Assessment</b>	President	X	34
14 <b>WFDF Anti-Doping Program &amp; WADA Compliance</b>	Executive Director		
15 <b>Financial Report</b>	Treasurer		
a) Presentation of year end 2014 and interim 2015 reports			36
b) Vote: Approval of 2015 budget		X	45
c) Vote: Approval of 2015 Auditor		X	
16 <b>Commission Reports</b>			
a) Athletes' Commission	Commission Chair		
b) Women's commission	Commission Chair		
c) Youth Commission	Commission Chair		
17 <b>Discussion Topic 2: IOC Recognition - Olympics Target 2024</b>	President		48
18 <b>Discussion Topic 3: Development Projects - WFDF as a Partner</b>	President		50
19 <b>Other Business</b>	President		
20 <b>Adjournment</b>	President		

# **Minutes – WFDF 2014 Congress**

**SATURDAY, 2 August 2014**

## **1. Call to order**

President Rauch called the Congress to order at 09:13 hrs thanking everybody for coming to Lecco and commemorating this 25<sup>th</sup> anniversary of the first World Ultimate Club Championship (WUCC); this year's WUCC will be the largest WFDF event ever held with almost 4,000 athletes.

## **2. Roll call of National Associations present and confirmation of votes allotted**

The list of attendees is attached to the minutes as Annex 1. Rauch noted that this was the largest Congress ever, with 32 members represented.

## **3. 2013 Congress Minutes (already approved)**

The 2013 Congress minutes were previously approved by online vote.

## **4. Decisions taken by Congress between 2013 and 2014 Congresses**

The decisions are annexed to these minutes as Annex 2.

## **5. Report by the President**

President Rauch reported on WFDF's activities since the 2013 Congress. The World Games 2013 in Cali, Colombia, were extremely successful for WFDF and its Ultimate event. Some 44,000 spectators watched the Games in the Pascual Guerrero Olympic stadium and Ultimate was the leading sport in video streaming popularity. The gold medal winning Team USA later on was elected as "The World Games Team of the Year 2013." The foundation of the Pan American Flying Disc Federation (PAFDF) just before this Congress in Lecco will strengthen WFDF's continental governance structure. The Professional Disc Golf Association (PDGA) was reinstated as a WFDF member. The Task Force for on-field governance issues concluded its report and recommendations that will be implemented in 2014 and 2015. Congress has admitted Estonia (EFDF) and Argentina (ADDVRA) as new WFDF regular members. WFDF added its second staff member with the hiring of Ms. Karina Woldt as Event Manager. A Development Grants program was established to foster Flying Disc development around the globe. A revision of the SOTG scoring system was finalized by the SOTG Sub-Committee. The hosts to the World Overall Championship in Sweden tried to find ways to boost Overall events. With regard to Olympic recognition, three additional countries received national recognition by their National Olympic Committees (Japan, Sweden, USA) bringing the count to eleven countries. Rauch concluded his report by mentioning the Global Disc Sport Community Survey which was conducted by WFDF for the first time in early 2014.

## **6. Report by the Executive Director**

Executive Director Bernardi stated that the last year since the 2013 Congress has been extremely important in the development of WFDF reaching a high professional level as an International Federation. The communication with member associations has been a big focus. We have raised our expectations for event support and organization with the hiring of a new Event Manager. New tasks have arisen from WFDF's success in getting into Multisport Games like the World Beach Games and World Urban Games. WFDF has consolidated its Continental structure by setting up such associations as required by IOC in Europe (EFDF) and the Americas (PAFDF), following AFDF which was founded in 2011 for Asia-Oceania. Bernardi advised that the WFDF Anti-Doping rules will have to be amended to meet the new provisions of the World Anti-Doping Code which becomes effective on 1 January 2015. In official international relations, Bernardi reported about the attempt to become recognized by the International University Sports Federation (FISU). Regarding the IOC, he reported that permanent recognition by the IOC will be on the Agenda of the IOC Session in Kuala Lumpur in July 2015. Bernardi concluded his report by thanking the WFDF member association representatives and staff, the WFDF Commission members, and in particular the members of the WFDF Board of Directors and Executive Committee for their support and contributions to WFDF.

## **7. Review of 2014 Member Census**

Rauch referred to page 22 of the Congress briefing book showing that 146,000 Flying Disc athletes are represented by WFDF member associations. In the year 2004 there were 41,200 athletes. There are an estimated 7 million players worldwide. Rauch thanked the member associations for the timely submission of the Annual Member Census.

## **8. IOC Recognition - WFDF participation in Multi-Sport Games - international governance issues**

Bernardi reported on the latest development in official multisports events. Under the previous IOC rules, participation of flying disc in the Olympic Games seemed difficult and several decades off if at all. This was largely due to the strong position of incumbent sports in the Program and the caps of 28 sports and 10,500 athletes in the Summer Program. However, given the potential recommendations that may come out of the Olympic Vision 2020 task force set up by the International Olympic Committee, changes are expected that among others could include a shift from sports to disciplines and a greater emphasis on sports that are attractive to youth. Another opportunity on the multisport side are the Continental Games such as the PanAms or the European Games, the latter of which holding their first edition in Baku in 2015. Bernardi suggested we should work towards inclusion of Ultimate into the 2019 European Games program. WFDF also might want to attempt to become involved in the Youth Olympic Games.

The Ultimate event of the 2013 World Games in Cali was a success story for WFDF also with regard to global streaming broadcast figures where WFDF ranked at the top. The next edition will be the 2017 World Games in Wroclaw, Poland. On this IWGA governance side, WFDF successfully managed to support Board member Fumio Morooka to gain election as an IWGA Executive Committee member.

WFDF participation has been secured for Beach Ultimate in the program of the SportAccord World Beach Games and for Freestyle on the SportAccord World Urban Games. WFDF wants to have Disc Golf included in the program of the SportAccord World Target Games if they are eventually introduced.

With regard to the attempt to establish FISU World University Championships in Ultimate, WFDF was unable to get all the materials together by the May deadline (falling merely one support letter short) but has submitted a complete application package now and will pursue recognition in the next review cycle.

Hill added that there are also potential downsides of inclusion into Multisport events like a congestion on events or struggling to get players to these. Also we might lose some control over the sport. Bernardi responded that the athletes' quota is always a problem in Multisport Games. He underlined that the WFDF administration tries to open doors and it remains a decision of the Board of Directors and Congress whether we want to take advantage of these new opportunities.

Deaver asked how urgent it is for WFDF to enter into Multisport events. Rauch responded that the IOC requirements are divided into several sections and that participation in Multisport Games is one element they review, indicating that the IOC staff had strongly recommended that we increase our involvement. As a showcase sport in the World Games and with our recent inclusion in the World Beach Games and World Urban Games we have already improved, with experience in these events giving us more credibility in pursuit of the Olympic Games.

## **9. Review of 2014 Global Disc Sports Community Survey**

Rauch referenced the 2014 Global Disc Sports Community Survey to which WFDF has received nearly 3,400 responses in gathering player demographics and opinions. The full report was included in the briefing book. Rauch highlighted that WFDF events rate good to excellent. Over 50% want a WUCC to remain as is. The semi-professional leagues in North America are considered to be basically good for Ultimate but there is a strong feeling that these should play by the existing rules. There is a reluctance to adopt referees and a broad agreement that self-refereeing is important; 55% of players who played with Observers think WFDF should use them. Based on this feedback, it will be interesting to see how the Game Advisors trial will work here in Lecco.

## **10. Discussion Topic 1: SOTG and on-field governance; recommendations from the Task Force**

Rueben Berg gave an update on the Spirit of the Game Task Force, of which he was chair. He highlighted that the two main objectives were (1) to develop a working definition of Spirit of the Game that promotes a clearer and more consistent understanding; and (2) answer the question on how WFDF can ensure that Ultimate athletes play a fair game that is also viewable (interesting for spectators in person and on TV/internet to watch). Rules accreditation is important as it is raising awareness and helps to make sure players know the rules. The other broad new initiative was the introduction of a new official, the Game Advisor. Players remain solely responsible for making and resolving all calls, and no one can make a call or resolve a call other than the players. The Game Advisors are there to help players in clarifying rules and ensuring that time limits for discussions of foul calls and violations are respected.

Berg outlined the five recommendations which came out of the Task Force:

Recommendation 1: That Congress approves all the contextual statements about Spirit of the Game and the WFDF Officiating process used for Ultimate

Recommendation 2: That Congress approves the initiative which recommends that WFDF encourages and supports its members to get exposure to the Game Advisor System and the USAU Observer system

Recommendation 3: That Congress approves all the additional initiatives which are designed to enable the overarching statements, outlined in Recommendation 1, to be achieved

Recommendation 4: That any changes that are approved as part of this process shall be on a temporary basis and shall be reviewed by Congress following WUGC 2016

Recommendation 5: That any changes that are approved as part of this process shall be communicated to the relevant Ultimate Committees, with specific direction that these changes be implemented

In the ensuing Questions and Answers session, Rueben Berg explained:

- there have been time limit rules in the past but they have been made more precise and extended;
- offsides still can only be called by players, but Game Advisors can signal them and players can choose to echo that call; penalties as of now are a repull;
- the Tournament Rules Group will meet daily;
- the Game Advisors are experienced observers from USAU, from Canada and from the UK who have been trained for the job;
- WFDF encourages and supports its members to get exposure to the Game Advisor system and the USAU Observer system; a Game Advisor manual will be published; Berg noted that the USAU has the concept of the "instructional observer" which the Game Advisor is loosely modeled after;
- Game Advisors will be used mainly for showcase games and finals at WUCC this year so that they are better managed;
- every team at WUCC will be required to appoint an official translator to aid the Game Advisors when there are language difficulties.

A motion to accept the above recommendations of the SOTG Task Force was put forward by Purcell, seconded by Morooka. The motion was approved with 83 votes in favor and 11 votes abstaining.

## **11. Ultimate Committee Discussion Topics**

Gisel reported on the Ultimate Committee topics.

### **a) General Update**

Gisel reported that the new Event manager has been working very well and is a fantastic addition to the team. The reason for hiring her is WFDF decided to centralize many functions, not only schedules but also registration and all documentation. There needs to be consistency between the events and

the WFDF should take some of the burden from the TOC. By 2016 WFDF will have a centralized registration system.

b) Upcoming WFDF events: 2014 - WUCC, WJUC, 2015 - AOUC, PAUC, WU23

As for the 2014 events in Lecco, Gisel reported that Simon Hill as WFDF Technical Director worked through the difficulties posed by the torrential rains at WJUC. The upcoming WUCC will be the largest event ever with nearly 4,000 participants.

In 2015, PAUC and AOUC are coming up. While we still wait for the bid to be finalized for AOUC, the PAUC have been awarded to Mexico.

On the 2016 WUGC, we have received several expressions of interest. There is now a two-step process where expressions of interest are requested before the full bid is due, which for WUGC will be at the end of September 2014.

The bids for 2016 WJUC will be requested in August and announced in January. The goal is that the WJUC in 2018 will be announced 24 months before the event. There is always some pressure to hold that event in Europe. But it cannot stay there forever and with enough lead time European teams should be able to plan going overseas.

c) WU23 2015 - Presentation

Hill informed Congress that the event will be held from 12 to 18 July 2015 outside of London at a venue that has great fields. There will be a range of lodging options, from on-site camping to single room accommodations at the University dorms and local hotels. The Arena field will have stands on-site. The TOC intends to open up all the books and work through how WFDF needs it to be done as we change our event management practices. Hill confirmed that he has been on both sides of the fence of the organization. Hill added that WFDF should have more direct control over registration and merchandising. Rauch mentioned that many TOCs reinvent the wheel when they do registration so this will be a good test event.

There is no decision yet on the 2015 Congress venue.

d) WCBU 2015 - Presentation

Rauch informed the Congress that the early preparation work is solid and there are many discussions with local authorities. Information will be given on do's and don'ts in Dubai. In response to concerns about some of the "horror stories" athletes had heard about the lack of tolerance in the middle east, Rauch stated that as long as people use reasonable discretion there should not be problems and it should be a lot of fun, and that Dubai is the most westernized country in the region.

e) Other variations: Indoor and Wheelchair

Indoor Ultimate: Rauch confirmed that a Working group for standardizing Indoor Ultimate was established and we have an indoor world championship as a target in Winter 2015/2016. He asked the members to encourage the group to finalize its work and to give them input.

Wheelchair Ultimate: Bernardi reported about his meeting with the International Paralympic Committee (IPC) on Wheelchair Ultimate. We are in an early stage but after the success of the 2012 London Paralympics many things are changing. Should WFDF decide generally to try to encourage wheelchair Ultimate then we should apply for IPC recognition very soon. Other Para-Federations could pop up and make it difficult to get them together. He reported that in principle Wheelchair Ultimate must be different than Ultimate to be recognized. We have to be careful to define Wheelchair Ultimate separate from how we define Indoor Ultimate. We know that Wheelchair Ultimate is already being played in a few countries. The IPC recognition is much easier than the IOC procedure as we fulfill all requested points already.

f) World Games 2017, Wroclaw, Poland

Competition Manager Michal Dul reported that currently the IWGA LOC is planning to set a program for all disciplines. All Games will be in one city. Almost all venues are finished, as only a few are being built or need renovation. The Ultimate venue is not decided yet. As WFDF's Technical Delegate, Dul acts as liaison between WFDF and LOC. Ultimate in Poland is developing fast. Now there are 50

teams and they will soon be hosting their first Junior national championships. They aspire to have as many spectators as in Cali and video streaming. LOC has committed to promote Ultimate, too. He invited everyone to come to Wroclaw.

#### g) Ultimate Central presentation

A presentation was given by Liam Rosen on "Ultimate Central," a global technology platform for Ultimate with a customized organization and event website to run events. Tools include online registration and payment systems, communication with player and teams, creation of pools and brackets. There are currently 177 organizations in six countries and two Federations using the system already. In April 2014 a merger was announced between Ultimate Central and FFINDR including the transfer of all FFINDR features to UC; once finalized, FFINDR will cease to exist. UC's revenue model is to charge a standard rate of between 2 and 3% of payments process, with no other explicit fees.

## 12. Disc Sports Other Than Ultimate

#### a) Disc Golf

Rauch stated that the Disc Golf Committee is planning a World Championship event co-hosted by PDGA and WFDF in 2015 as a national team oriented event.

#### b) Freestyle

Rauch mentioned that the World Championships 2014 were happening in Medellin, Columbia on the weekend of Congress. In 2015 FPA and WFDF plan to co-host a World Championship, likely in connection with WOC. FPA is also in the process of establishing a Freestyle Hall of Fame.

#### c) Overall/Field Events

Burvall made a statement to renew the connection and exchange between the different disc sports. Athletes can benefit from practicing other disc sports, e.g. Ultimate players could improve their distance throwing skills by getting help from experienced distance throwers. Overall and Field Events are trying to get more women and young players into the sport. Rauch added that as part of its branding message WFDF wants to emphasize that disc sports can be a life time sport.

#### d) Guts

Rauch reported that the Guts Committee has the goal to build their national team participation to get at least 8 teams competing at the 2016 WUGC. The International Frisbee Tournament (IFT) is continuing to be hosted by the Guts players annually in Michigan in August. This event goes back to 1958 and is the oldest disc sports tournament.

## 13. Annual Risk Assessment

Rauch presented the Annual Risk Assessment. A challenge for WFDF in the future will be to identify what control we have on events and what measures are we taking. The Annual Risk Assessment outlines eight risk areas this year:

- Sustaining or improving the quality and consistency in the delivery of all our events
- Ensuring safety for participants, coaches, officials, spectators and volunteers
- WFDF's ability to recruit/attract sufficient volunteers
- Maintaining and increasing membership and participation
- Sustaining and improving financial viability
- Protecting or improving public image and reputation with stakeholders, regulators, potential sponsors, and media
- Maintaining Spirit of the Game (SOTG) as an essential component of flying disc sports
- Applying good corporate governance principles including compliance with regulatory requirements

A motion was made to approve the Annual Risk Assessment for 2014 by Saunders, seconded by Morooka. The motion was approved unanimously.



## **14. WFDF Anti-Doping Program & WADA Compliance**

Bernardi reported on the new educational Anti-Doping online tool which was introduced by WFDF for the 2014 events. The “Real Winner” application was used by more than 800 athletes competing in Lecco. The system worked well and there were no complaints on the model. The set-up of the testing procedures in Lecco was difficult, but with the help of the SportAccord DFSU it worked out. Bernardi referenced the document in the briefing book on the major changes resulting from the new World Anti-Doping Code being introduced in 2015. WFDF is working on the draft of the new WFDF Anti-Doping rules. A vote will be conducted by Congress on the new rules after the final draft is completed in early October. The new Test Distribution Plan for 2015 will see the changes implemented so as to keep WFDF Code compliant.

Bernardi thanked the WFDF DCP and MADC members including chair Nuwer, WADA staff and SportAccord DFSU staff for their support in executing the WFDF Test Distribution Plan.

Rauch added that the WADA changes in 2015 try to have their guidelines better reflect risk, increase penalties for deliberate and repeat offenders, include support staff of athletes, basically less of a “one size fits all” approach. These should be positive changes and we are working on implementing them.

### **Special Presentation: Address by the SportAccord Director General, Vlad Marinescu**

SportAccord Director General Vlad Marinescu thanked WFDF for the opportunity to address Congress and highlighted the good cooperation between WFDF and SportAccord on many levels. SportAccord will move forward strengthening the bonds with its member associations and asks for WFDF support for the ongoing projects. Marinescu outlined the WFDF participation in the Multisport Games such as World Beach Games, World Urban Games and other Games in the future.

## **15. Conflict regarding India Membership**

Rauch asked the media to leave the room and informed the Congress that the next topic was being discussed in a closed session of the Congress Members.

Rauch stated that WFDF had received an application in the second half of 2013 from another group in India to join WFDF as member organization for India. The Ultimate Players Association of India (UPAI) had been formed by a group of athletes in India who felt that the current incumbent Member, Flying Disc Federation of India (FDFI) was not fairly representing the interests of the majority of the active flying disc players in India. WFDF had separately been reviewing FDFI's activities since 2011 and, in response to the 2013 application by UPAI, established a Conduct Committee to review the matter. Before finalizing its report and recommendations, the Conduct Committee had invited representatives of both FDFI and UPAI to make a written and oral presentation to Congress and to answer any questions from its Members.

The FDFI Joint Secretary Narinder Singh was flying in that day but had not arrived yet. Therefore, the UPAI representative Amberish Jaipuria was given the floor. Mr. Jaipuria read a letter sent to Congress by UPAI President Jaidip Patel. After the presentation by Mr. Jaipuria, there was a question and answer period. At that point Mr. Jaipuria was excused and a discussion among Congress members ensued. When the discussion was completed and Mr. Singh had still not arrived, Mr. Bernardi put their presentation up on the screen for the Congress to review and it was agreed we would allow Mr. Singh an opportunity to present if he were to arrive.

The media and Mr. Jaipuria were invited back into the room.

## **16. Financial Report**

Treasurer Bergeron presented the financial report.

a) Presentation of year end 2013 and interim 2014 reports

Bergeron presented the assets, 2013 was a good year for WFDF in terms of membership dues and 2014 will bring US\$60,000 in dues and a significant amount of event sanctioning fees from WJUC and

WUCC. This is important for WFDF as we have a 4-year event cycle with very low revenues in odd years. She noted that it is difficult to get interest on liquid money as this is 0% in the USA.

There was a motion made by Loreto to approve the 2013 Audit, seconded by Chiappin. The motion was approved unanimously.

b) Vote: Approval of 2015 budget

Bergeron reported that given our quadrennial event cycle there would be less income next year. She indicated that we nonetheless were increasing our development budget substantially given its importance.

Vanhemelryck asked whether WFDF needs the income from Youth events. Rauch responded that WFDF has a reduced rate for youth events. Compared to flight costs this fee is really a small part of it but it remains an essential part of WFDF's revenues. Bergeron added that this helps us take over more duties from TOCs and raise quality of events and thus influence players' experiences.

A motion was made to approve of the 2015 budget by Purcell, seconded by Kramer. The motion was approved unanimously with three abstentions.

c) Vote: Approval of 2014 Auditor

A motion made by Bergeron to continue with the current auditor, seconded by Hill, was approved unanimously.

d) Other

Kramer reported that there was letter written to WFDF stating that participation in WFDF events is too expensive for young players. He asked whether there could be a cap on the profit of an organizer. Rauch responded that WFDF always looks at the costs in reviewing bids, but that it is expensive to stage a world championship event. WFDF will take some duties off TOCs in the future which eliminate some costs. In reviewing bids, WFDF's policy is that player's fees should only cover the actual costs of the event and that any profit should come through sponsorship and merchandising. We recognize the difficulties many players in various countries have and try to balance costs with the quality of the event. In response to the suggestion, WFDF does not have resources to subsidize teams/countries in need. Schneider stated that transparency is needed. Players often felt there was a too large profit margin for accommodations and food and he would like to ask for transparency as it will make players accept fees more easily. Rauch responded that we are receiving financial reports from TOCs and will consider what level of transparency is appropriate.

Tapuach stated that he is running a lot of tournaments and his view is that the bigger the event the higher the risk, and that it is important for tournament directors to build in their budget a larger margin for error between revenues and expenses. Tosnerova added that with the new WFDF Event Manager it might get easier and we can define a standard. Rauch stated that despite that, there were 4-5 visits in Lecco and a detailed event contract, but not everything was delivered as promised.

Kramer recommended splitting the WUCC by divisions to make the event more manageable and to reduce costs. Rauch confirmed that this was discussed with potential WUCC bidders, but they all rejected that and we only got one bid for WUCC in the end.

Deaver added that advancing the sport costs money. Transparency takes staff and costs money. WUCC represents an amazing playing opportunity, but players need to recognize that there are also other tournaments that are closer and cheaper if the costs of participating in a world championship event are too high.

## **17. Commission Reports**

a) Athletes' Commission

Purcell reported that he had worked with Anna Haynes (AUS) and Matt Doyle (CAN) over the last two years and they were all pleased to help the Board keep the Athletes' perspective in mind. He referenced the report in the briefing book and underlined that he was a non-voting member on the Board but attended the Board meetings. The term for the Athlete's Commission will change to 4 years

and grow by three in 2016. All three representatives will be elected for 4 years on a staggered basis going forward.

Burvall suggested there should be non-Ultimate representatives in the Commission.

#### b) Women's Commission

Bergeron reported that per our recent Census a third of the players globally are female. A key conclusion is that all Member Associations need to help local groups increase the number of women who are playing. With Kate returning to her position as Treasurer, the Commission had voted to replace her with Valeska Schacht as chair of the Commission.

#### c) Youth Commission

Chair Tapuach reported on the task to develop ideas and initiatives for youth participation in Flying Disc sports. The Commission has reviewed the bids for WJUC and he worked on the report. It is important to develop the infrastructure for grants, e.g. if someone moves to a new country he/she should be supported to help spread the sport. They are trying to use RiseUp for schools/teachers. Another idea is to create a free online shared resource by WFDF for anybody as a beginning level manual.

It was brought up that there is some confusion in the names for junior divisions: U23, U20 or U19? A recommendation for U17 is "do not reach 17 within the year of the tournament". Rauch suggested that the Commission come in with a proposal that allows Flying Disc to be consistent with what is typically used in the world of sport, and asked that they research what other sports do. Hill added that the confusion also comes from inconsistent usage in Europe.

## **18. Discussion Topic 2: WFDF Strategic Plan**

Rauch indicated that the board would be updating the WFDF Strategic Plan as part of the discussions at our biannual face-to-face board meeting in November. He presented the 2012-2014 version of the WFDF Strategic Plan and asked the members to review it and send suggestions and ideas to the Executive Director.

## **19. Discussion Topic 3: Development Projects - WFDF as a Partner**

Rauch referred to page 139 of the briefing book and explained that WFDF is supporting several development projects included in the 2014 plan such as the SOTG conference in Lecco, financial support for the Continental Associations, and a Coaching program for Poland in preparation for the 2017 World Games. In 2015 there will be Coaches training programs in Uganda at the 7-Hills-Tournament and in Latin America and Asia at the PAUC and AOUC. WFDF plans to spend about 16-18% of its budget on development programs in the next cycle (2014-2017). Members are asked to send suggestions.

## **20. Other Business**

a) Rauch advised Congress that the PanAmerican Flying Disc Federation (PAFDF) had selected their officers. Elected as President is Jesus Loreto (VEN), with Danny Saunders (CAN) being elected as Secretary and Nikolas Restrepo (COL) and Sergio Ramirez (MEX) being elected as at-large Board Members.

b) Schneider mentioned that the Swiss Association has concerns about the bid allocation for WUCC. For the last WUCC the bid allocation rules had been published retroactively but they were changed for 2014. Rauch responded that the new process was announced well in advance and that former Championship results were the basis for awarding bids. Hill stated that in his opinion the process was not good for 2010 and that for 2014 it clearly was an improvement. But correcting the flawed 2010 system means that there might have been some inconsistencies in 2014. Schneider added that there are many more situations and he thinks that the process is even worse this year as it should not be done behind closed doors. Rauch mentioned that the process is done by the Ultimate Committee, is fully transparent, and published immediately. Deaver added that there are many moving parts: the size of the venue, the number of teams and that this changes every four years as the number of countries changes. There are seven members in Ultimate committee involved. Saunders recommended that this

should be discussed together with other countries and Rauch agreed that we are happy to look into this.

## **21. Adjournment**

President Rauch expressed his appreciation to all participants for joining Congress and helping to address several difficult topics. He congratulated everybody on this largest Congress ever. Rauch thanked the members for their efforts to grow Flying Disc sports.

The meeting was adjourned at 14:42hrs.

## **SUNDAY, 3 August 2014 – Special Session**

### **15. Conflict regarding India Membership – part 2**

Congress reconvened at 17:05 hrs

President Rauch opened part 2 of the Congress thanking all participants for coming back to business on Sunday. The purpose was to receive a presentation by Flying Disc Federation of India, represented by FDFI Joint Secretary Narinder Singh. Mr. Singh was to have presented during the main session of Congress the previous day but only arrived after its conclusion due to flight delays. After the presentation by Mr. Singh, there was a question and answer period. At that point Mr. Singh was excused and a discussion among Congress members ensued.

There not being any other business, the Congress was closed at 18:35 hrs.

Submitted by Thomas Griesbaum, WFDF Secretary

## Annex 1: WFDF 2014 Congress: Roll Call

	2014 voting rights regular membership				WFDF 2014 Congress, Lecco, Italy, 2-3 August
	Member**		# Votes	*void	Name
1	Australia	AUS	5		Matt Hill
2	Belgium	BEL	4		Fery Vanhemelryck
3	Brazil	BRA	2		Paolo Chiappin
4	Canada	CAN	5		Danny Saunders
5	People's Republic of China	CHN	2		Ken Su
6	Colombia	COL	4		Nikolas Restrepo
7	Czech Republic	CZE	3		Rachel Tosnerova
8	Spain	ESP	3		Nicolas Chauveau, Nicky Chapman
9	Finland	FIN	3		Jarna Kalpala
10	United Kingdom	GBR	5		Simon Hill
11	Germany	GER	5		Thomas Griesbaum, Robert Jablko (SUN), Anita Möcks (SUN)
12	Hungary	HUN	2		Peter Kramer, Tamasz Löviwz
13	India	IND	0	2	Narinder Singh (SUN)
14	Ireland	IRL	2		Brian Boyle
15	Israel	ISR	2		Dan Tapuach
16	Italy	ITA	3		Dario Lucisano, Prof. Francesco Franceschetti
17	Japan	JPN	5		Prof. Fumio Morooka
18	South Korea	KOR	1		Allison Walford, Hillary Dumas, Hangil Lee, Kim Min-Joon
19	Mexico	MEX	3		Eliud Hernandez, Rolando Garcia, Sergio Ramirez, Angel Alvarez Marcen
20	Netherlands	NED	4		Ted Beute
21	New Zealand	NZL	3		Martin Wilson
22	Poland	POL	1		Michal Dul, Ewa Banbula
23	Portugal	POR	1		Sofia Pereira van der Valk
24	Russian Federation	RUS	3		Kate Barabanova
25	Switzerland	SUI	4		Christian Schneider
26	Slovakia	SVK	2		Richard Kollar (SUN)
27	Sweden	SWE	4		Peter Lundmark, Paul Eriksson
28	South Africa	RSA	2		Jonathan Aronson, Nick Zaloumis
29	Chinese Taipei	TPE	3		Michael Hu
30	Uganda	UGA	1		Alex Matovu
31	USA Ultimate	USA	5		Will Deaver, Mike Payne (SUN)
32	Venezuela	VEN	2		Jesus Loreto
	Total Votes (ALL)		94	2	
	Comments:				
1	Calculation only valid if all regular members are in good standing. I.e. have paid the 2014 membership dues and filed the 2014 census.				
2	* void - not in good standing.				
3	**In alphabetical order of abbreviation code.				
					Board members:
					Robert "Nob" Rauch
					Thomas Griesbaum
					Kate Bergeron
					Brian Gisell
					Patrick van der Valk
					Prof. Fumio Morooka
					Michael Hu
					Tomas Burvall
					Ryan Purcell

## **Annex 2:**

### **Online Votes taken by members between Congress Meeting 2013 (Toronto, Canada) and Congress Meeting 2014 (Lecco, Italy)**

**2013:**

#### **WFDF 2013 Election Results**

The QUORUM for votes outside of meeting has been achieved: "No fewer than 50% of Voting members".

Total members in good standing: 45, 24 members voting required for passage.

Total voting: 33 members.

# Votes required for passage: Simple majority (50% + 1) of votes available to be cast. Total votes available: 121. Votes required for passage: 62.

#### **WFDF BOARD OF DIRECTORS**

Thomas Griesbaum (GER), Secretary (88 yes, 7 abstain)

Sandie Hammerly (USA), Treasurer (88 yes, 7 abstain)

Brian Gisel (CAN), Ultimate Committee chair (84 yes, 11 abstain)

Kevin Givens (USA) Freestyle Committee chair (73 yes, 22 abstain)

Vincent Gaillard (SUI/FRA), At-Large member (91 yes, 4 abstain)

Michael Hu (TPE), At-Large member (91 yes, 4 abstain)

Jamie Nuwer (USA), At-Large member (91 yes, 4 abstain)

#### **ULTIMATE COMMITTEE MEMBERS**

Elizabeth Houtrow (KOR/USA), Events Subcommittee Chair (93 yes, 2 abstain)

Patrick van der Valk (POR), SOTG Subcommittee Chair (93 yes, 2 abstain)

#### **Proposal 2013.6 - Approval of Argentina (ADDVRA) regular membership**

The WFDF Board of Directors recommends that the Asociación de Deportes con Disco Volador de la República Argentina (ADDVRA) be approved by Congress as a regular National Member of WFDF. The Board certifies that ADDVRA has met the membership requirements cited in the WFDF Bylaws.

Result: The proposal was accepted.

Approve 92 out of 121 available votes

No 0

Abstain 0

Needs 62 in favor votes and 24 members voting to pass.

Total voting: 33 members. 25 January 2014

### **Proposal 2013.7 - Approval of 2013 Congress Minutes**

The WFDF Board of Directors recommends that the 2013 WFDF Congress Minutes be approved by Congress.

Result: The proposal was accepted.

Approve 84 out of 121 available votes

No 0

Abstain 8

Needs 62 in favor votes and 24 members voting to pass.

Total voting: 33 members. 25 January 2014

## **2014:**

### **Proposal to the Congress – 2014-1: Approval of Estonia (EFDF) regular membership**

The WFDF Board of Directors recommends that the Estonian Flying Disc Federation (EFDF) be approved by Congress as a regular National Member of WFDF. The Board certifies that EFDF has met the membership requirements cited in the WFDF Bylaws.

Result: The proposal was accepted.

Approve 95 out of 127 available votes

No 0

Abstain 0

Needs 65 in favor votes and 25 members voting to pass.

Total voting: 33 members. 3 April 2014

## Online Votes taken by members between Congress Meeting 2014 (Lecco, Italy) and Congress Meeting 2015 (London, United Kingdom)

---

### 2014:

#### WFDF 2014 Election Results

The QUORUM for votes outside of meeting has been achieved: "No fewer than 50% of Voting members". Total members in good standing: 51, 26 members voting required for passage.

Total voting: 50 members. # Votes required for passage: Simple majority (50% + 1) of votes available to be cast. Total votes available: 132. Votes required for passage: 67.

Over the course of the voting period which extended from November 12 to December 12, 2014, 51 members with a total of 128 votes cast their ballots.

#### WFDF Board of Directors Members:

Robert "Nob" Rauch (USA), President (127 yes, 1 abstain)

Steve Taylor (USA), Guts Committee chair (113 yes, 15 abstain)

Tomas Burvall (SWE), Overall Committee chair (109 yes, 19 abstain)

Michael Downes (USA) Disc Golf Committee chair (106 yes, 22 abstain)

Patrick van der Valk (POR), Beach Ultimate Committee chair (124 yes, 4 abstain)

Prof. Fumio Morooka (JPN), At-Large member (127 yes, 1 abstain)

#### Ultimate Committee Members:

Will Deaver (USA), Ultimate Committee Deputy chair (123 yes, 5 abstain)

Florian Pfender (GER), Ultimate Rules Subcommittee chair (115 yes, 13 abstain)

Simon Hill (GBR), Ultimate Championships Subcommittee chair (127 yes, 1 abstain)

+++

#### Proposals to the Congress – 2014-2 and 3: Approval of UAE and DR Congo regular memberships

The WFDF Board of Directors recommended that the United Arabian Ultimate (UAU) and Fédération Congolaise de Disc Volant (FCDV) be approved by Congress as a regular National Members of WFDF.

Result UAE: The proposal was accepted.

Approve	107 out of 129 available votes
No	0
Abstain	4

Result DR Congo: The proposal was accepted.

Approve	111 out of 129 available votes
---------	--------------------------------



No	0
Abstain	0

Needs 66 in favor votes and 26 members voting to pass.

Total voting: 41 members. 8 October 2014

+++

#### **Proposals 2014.4 and 5 – Expulsion of FDFI (India) and approval of UPAl (India) membership**

The WFDF Board of Directors recommends that the FDFI membership be terminated and the UPAl membership be accepted.

Result FDFI: The proposal was accepted.

Approve	93 out of 129 available votes
No	0
Abstain	3

Result UPAl: The proposal was accepted.

Approve	94 out of 129 available votes
No	0
Abstain	2

Needs 86 in favor votes and 26 members voting to pass.

Total voting: 32 members. 8 October 2014

+++

#### **Proposals 2014.6 and 7 - Approval of 2014 Congress Minutes and WFDF Anti-Doping rules 2015**

The WFDF Board of Directors recommends that the 2014 WFDF Congress Minutes and WFDF 2015 Anti-Doping rules be approved by Congress.

Result Minutes: The proposal was accepted.

Approve	93 out of 129 available votes
No	0
Abstain	9

Result rules: The proposal was accepted.

Approve	97 out of 129 available votes
No	0
Abstain	9

Needs 66 in favor votes and 26 members voting to pass.

Total voting: 36 members. 12 November 2014

## 2015:

### **Proposals to the Congress – 2015-1 and 2: Approval of Qatar and Kenya memberships**

The WFDF Board of Directors recommended that the Qatar Flying Disc Association (QFDA) and Kenya Flying Disc Federation (KFDF) be approved by Congress as a provisional National Members of WFDF.

Result: The proposals were accepted.

Approve	126 out of 132 available votes
No	0
Abstain	4

Needs 67 in favor votes and 27 members voting to pass.

Total voting: 50 members. 31 March 2015

+++

# **World Flying Disc Federation**

## **2015 Member Association Census Results**

**June 2015**

# World Flying Disc Federation 2015 Census

## Participation (active)

	ACTIVE PLAYERS 2014					
	# active male members	# active female players	total # players	#active players under 16 years of age (born 1999 or later)	# active players under 19 years of age (born 1996 or later)	#active players over 35 years of age (born 1979 or later)
<b>REGULAR</b>						
Argentina	400	140	60	10	15	190
Australia	6374	3979	2395		701	836
Austria	2602	1464	779		898	265
Belgium	1119	807	312	115	258	84
Brazil	250	170	80	15	45	40
Canada	38171	22260	15911	1000	2500	3500
DR of Congo	200	150	50	30	50	10
People's Republic of China	475	350	125	5	10	5
Chinese Taipei	1000	750	250	100	600	100
Colombia	1724	1044	680	70	275	74
Czech Republic	485	291	194	0	119	51
Denmark	493	336	147	0	0	0
Dominican Republic	141	84	57	5	25	11
Estonia	77	47	30	0	6	5
Finland	3350	416	249	37	93	124
FPA Freestyle	130	93	37	3	5	100
France	2940	2222	718	315	219	877
Germany	3991	2875	1016	340	243	1006
Great Britain	3901	2562	1339	45	97	171
Hong Kong China	120	80	40	0	0	20
Hungary	350	211	139	53	65	26
Iceland*						
India	361	295	66	45	58	30
Ireland	437	301	136	36	72	10
Israel	342	237	105	83	241	4
Italy	648	482	166	0	157	0
Japan	3943	2647	1296	11	214	382
Latvia	413	240	173	27	97	2
Mexico	850	558	292	21	29	314
Netherlands	1278	0	0	183	282	208
New Zealand	634	378	256	8	112	85
Norway	1612	1335	277	0	0	0
Panama	168	107	61	7	24	13
PDGA Disc Golf	24443	22487	1956	488	1466	14665
Philippines	378	216	162	0	37	113
Poland	849	563	286	18	106	7
Portugal	100	65	35	1	4	43
Russian Federation	429	332	97	13	42	23
Singapore	728	484	244	0	100	10
Slovakia	252	175	77	6	48	29
Slovenia	100	70	30	2	4	4
South Africa	395	264	131	0	0	0
South Korea	191	114	77		2	20
Spain	797	506	291	9	51	172
Sweden	1053	902	151	101	83	397
Switzerland	2100	300	1200	50	100	100
Turkey	215	154	61	0	2	5
Uganda	220	60	28	18	20	6
Ukraine	208	130	78	25	100	5
United Arab Emirates	80	60	20	3	3	20
USGPA Guts	175	175	0	20	35	75
USA Ultimate	48914	34465	14449	3454	13828	3547
Venezuela	392	272	121	80	47	52
<b>Subtotal</b>	<b>160.598</b>	<b>108.565</b>	<b>46.870</b>	<b>6.842</b>	<b>23.573</b>	<b>27.646</b>
<b>PROVISIONAL</b>						
Belarus						
BULA Beach Ultimate	0	0	0	0	0	0
Costa Rica						
Croatia						
Indonesia	50	35	15	0	2	10
Lithuania						
Luxembourg						
Malaysia						
Tanzania						
<b>Subtotal</b>	<b>50</b>	<b>35</b>	<b>15</b>	<b>0</b>	<b>2</b>	<b>10</b>
<b>TOTALS</b>	<b>160.648</b>	<b>108.600</b>	<b>46.885</b>	<b>6.842</b>	<b>23.575</b>	<b>27.656</b>

# World Flying Disc Federation 2015 Member Census

## Participation by Sport

	ULTIMATE																			BEACH ULTIMATE			DISC GOLF					FREESTYLE					
	# of all players (not just active) TEAMS	# of all players (not just active) PLAYERS	Month in which your championship was held in 2014	Number of female players that competed in your 2014 National Championships including qualifying events	Number of male players that competed in your 2014 National Championships including qualifying events	# Open teams (Nat'l Champ qualifying events)	# Women's teams	# Mixed teams	# Open Masters teams	# Of Women's Masters teams	# University Teams	# Beach Ultimate Teams	# Indoor Ultimate Teams	Number of Junior Championship male Players (total) that competed in your 2014 National Championships	Number of Junior Championship female Players (total) that competed in the Junior	# Junior Boys/Open Teams	# Junior Women's teams	# Junior Women's Championship Players	Estimated number of all types of tournaments held in your country in 2014	# Beach Ultimate players (not just active)	Number of Teams that competed in your 2014 National Beach	# Beach Ultimate tournaments 2012	# disc golfers (not just active)	# golfers Nat'l Series/ Championships 2014	# of Para/Disabled golfers	# golf courses	# golf tournaments 2014	# freestyle athletes	# freestylers National Championships 2014	# freestyle events 2014			
REGULAR																																	
Argentina	15	200	0	0	0	0	4	15	2	0	0	0	0	0	0	0	0	0	4	60	0	1	0	0	0	0	0	0	0	0	0		
Australia	750	10000	4	400	800	30	16	24	0	0	20	0	100	0	6	0	0	0	100	50	0	4	300	50	0	10	20	0	0	0	0		
Austria	1982	1982	13	80	150	9	6	15	6	0	0	0	55	45	5	5	45	1	30	200	12	1	635	72	0	5	5	0	0	0	0		
Belgium	45	800	4	100	700	34	0	3	0	0	10	48	80	12	8	0	5	0	25	150	28	3	35	12	0	4	3	12	0	0			
Brazil	10	350	5	50	80	5	3	6	0	0	0	0	0	0	0	0	0	0	10	100	0	0	0	0	0	0	0	0	0	0	0		
Canada	5000	160000	8	920	1100	20	12	16	16	6	70	0	320	240	16	12	240	0	120	300	0	6	0	0	0	0	0	0	0	0	0	0	
DR of Congo																																	
People's Republic of China	16	475	5	75	275	0	0	16	0	0	0	0	0	0	0	0	0	0	10	10	0	1	0	0	0	0	0	0	0	0	0		
Chinese Taipei	900	900	8	200	700	12	8	12	1	0	26	0	450	150	10	8	60	0	12	200	14	1	100	80	0	7	15	0	0	0	0		
Colombia	1700	2500	10	680	1044	37	17	8	0	0	22	0	150	96	9	6	96	0	11	500	0	1	0	0	0	0	0	10	0	1	1		
Czech Republic	25	600	6	194	291	13	7	17	0	0	8	23	64	55	0	0	0	0	23	60	0	1	0	0	0	0	0	0	0	0	0		
Denmark	20	520	9	75	200	14	5	6	0	0	0	17	0	0	0	0	0	0	4	0	0	0	0	0	0	0	0	1	0	0	0		
Dominican Republic	10	180	9	66	75	4	4	6	0	0	0	0	0	0	0	0	0	0	11	50	8	1	0	0	0	0	0	0	0	0	0		
Estonia	3	77	2	20	35							8							6														
Finland	50	3350	9	150	300	10	8	12	5	0	12	37	45	25	7	0	0	0	22	50	0	3	0	0	0	0	0	0	0	0	0	0	
FPA Freestyle																																	
France	1000	15000	5	453	1647	87	9	23	9	0	50	126	400	134	76	0	0	0	180	500	26	15	150	0	0	0	0	0	0	0	0	0	
Germany	350	10000	9	260	450	35	20	24	8	2	24	60	180	30	30	0	0	0	120	400	0	4	2000	560	0	70	100	80	50	8	8		
Great Britain																																	
Hong Kong China	7	230	0	0	0	0	0	18	0	0	2	0	0	0	0	0	0	0	0	0	0	0	0	0	0	0	0	0	0	0	0	0	
Hungary	10	500	7	30	120	8	3	1	0	0	0	0	0	0	12	4	39	0	12	0	0	0	40	25	0	1	3	2	0	0	0		
Iceland*																																	
India	35	500	7	100	350	0	0	24	0	0	0	0	0	0	0	0	0	0	10	250	24	1	0	0	0	0	0	0	0	0	0	0	
Ireland	40	1200	9	140	250	16	8	12	0	0	16	34	70	25	10	4	25	0	24	40	0	2	5	0	0	1	0	0	0	0	0		
Israel	16	650	4	54	171	0	0	10	0	0	0	0	75	11	4	4	0	0	14	0	0	0	0	0	0	0	0	0	15	0	0	0	
Italy	34	648	6	166	482	27	7	16	0	0	0	0	120	30	8	0	0	0	20	150	0	5	0	0	0	0	0	0	0	0	0	0	
Japan	250	5000	6	1097	2245	114	71	14	4	0	91	135	150	30	20	0	0	0	50	500	50	5	0	0	0	0	0	20	5	1	1		
Latvia	8	103	7	40	63	5	3	9	0	0	12	15	55	56	7	7	56	0	0	100	0	2	45	45	0	3	8	0	0	0	0		
Mexico	50	1100	10	171	421	22	10	16	0	0	0	0	0	0	6	0	0	0	0	150	0	2	0	0	0	0	0	0	0	0	0	0	
Netherlands	38	550	6	145	354	28	8	21	0	0	0	48	60	44	8	5	44	0	16	150	13	3	90	102	0	7	11	0	0	0	0	0	
New Zealand	70	1500	5	150	170	8	8	16	0	0	8	0	45	40	4	4	40	0	15	120	0	3	0	0	0	0	0	0	0	0	0	0	
Norway	8	150	4	0	0	0	0	0	0	0	0	0	0	0	0	0	0	0	0	0	0	0	1500	140	0	0	0	0	0	0	0	0	
Panama	12	400	7	25	95	0	0	8	0	0	0	0	0	0	0	0	0	0	12	160	16	1	0	0	0	0	0	0	0	0	0	0	
PDGA Disc Golf																																	
Philippines	300	6000	5	216	288	0	0	0	18	0	0	0	0	0	0	0	0	0	22	480	0	8	20	0	0	1	0	0	0	0	0	0	
Poland	50	1000	9	650	350	13	7	25	0	0	0	25	100	46	0	0	0	0	30	0	0	3	0	0	0	0	0	0	0	0	0	0	
Portugal	3	55	5	25	50	0	0	4	0	0	0	6	0	0	0	0	0	0	2	125	6	11	5	10	0	1	1	15	0	0	0	0	
Russian Federation	17	326	9	87	239	5	12	8	1	0	8	43	0	0	0	0	0	0	20	179	179	2	15	15	0	0	3	2	0	0	0	0	
Singapore	1000	800	6	146	264	11	7	15	0	0	5	0	0	0	0	0	0	0	7	0	0	0	0	0	0	0	0	0	0	0	0	0	
Slovakia	16	500	9	77	175	8	4	0	0	0	0	15	0	0	0	0	0	0	14	50	0	1	68	52	0	5	8	3	0	0	0	0	
Slovenia	5	150	10	30	70	3	0	3	0	0	0	0	0	0	0	0	0	0	4	0	0	0	10	10	0	2	2	0	0	0	0	0	
South Africa	26	600	5	91	175	7	4	16	0	0	0	0	0	0	0	0	0	0	10	30	0	0	40	0	0	3	1	0	0	0	0	0	
South Korea	45	400	11	56	86	0	0	9	0	0	0	0	0	0	0	0	0	0	9	250	0	0	0	0	0	0	0	0	0	0	0	0	0
Spain	35	1000	10	150	250	22	12	22	0	0	0	0	0	0	0	0	0	0	50	600	32	25	50	30	0	3	5	0	0	0	0	0	0
Sweden	18	455	9	60	100	8	4	6	0	0	0	0	60	10	5	0																	

# World Flying Disc Federation 2015 Member Census

## Participation by Sport

	ULTIMATE																			BEACH ULTIMATE			DISC GOLF					FREESTYLE		
	# of all players (not just active) TEAMS	# of all players (not just active) PLAYERS	Month in which your championship was held in 2014	Number of female players that competed in your 2014 National Championships including qualifying events	Number of male players that competed in your 2014 National Championships including qualifying events	# Open teams (Nat'l Champ qualifying events)	# Women's teams	# Mixed teams	# Open Masters teams	# of Women's Masters teams	# University Teams	# Beach Ultimate Teams	# Indoor Ultimate Teams	Number of Junior Championship male Players (total) that competed in your 2014 National Championships	Championship female Players (total) that competed in the Junior	# Junior Boys/Open Teams	# Junior Women's teams	# Junior Women's Championship Players	Estimated number of all types of tournaments held in your country in 2014	# Beach Ultimate players (not just active)	Number of Teams that competed in your 2014 National Beach	# Beach Ultimate tournaments 2012	# disc golfers (not just active)	# golfers Nat'l Series/ Championships 2014	# of Para/Disabled golfers	# golf courses	# golf tournaments 2014	# freestyle athletes	# freestylers National Championships 2014	# freestyle events 2014
<b>PROVISIONAL</b>																														
Belarus																														
BULA Beach Ultimate	0	0	0	0	0	0	0	0	0	0	0	0	0	0	0	0	0	0	0	0	0	0	0	0	0	0	0	0	0	0
Costa Rica																														
Croatia																														
Indonesia	100	100																												
Lithuania																														
Luxembourg																														
Malaysia																														
Tanzania																														
<b>Subtotal</b>	<b>100</b>	<b>100</b>	<b>0</b>	<b>0</b>	<b>0</b>	<b>0</b>	<b>0</b>	<b>0</b>	<b>0</b>	<b>0</b>	<b>0</b>	<b>0</b>	<b>0</b>	<b>0</b>	<b>0</b>	<b>0</b>	<b>0</b>	<b>0</b>	<b>0</b>	<b>0</b>	<b>0</b>	<b>0</b>	<b>0</b>	<b>0</b>	<b>0</b>	<b>0</b>	<b>0</b>	<b>0</b>	<b>0</b>	<b>0</b>
<b>Total</b>	<b>16.631</b>	<b>1.735.879</b>	<b>336</b>	<b>11.666</b>	<b>23.278</b>	<b>884</b>	<b>405</b>	<b>704</b>	<b>124</b>	<b>19</b>	<b>1.117</b>	<b>662</b>	<b>10.658</b>	<b>2.978</b>	<b>735</b>	<b>200</b>	<b>2.539</b>	<b>2</b>	<b>1.582</b>	<b>6.672</b>	<b>440</b>	<b>150</b>	<b>35.531</b>	<b>1.348</b>	<b>1</b>	<b>224</b>	<b>286</b>	<b>171</b>	<b>64</b>	<b>12</b>

**World Flying Disc Federation 2015 Member Census**  
Participation by Sport

	DDC			GUTS			OVERALL EVENTS			GOALTIMATE		WHEELCHAIR/ADAPTIVE ULTIMATE			
	# DDC athletes	# DDC athletes National Championships 2014	# DDC events 2014	# Guts athletes	# Guts teams National Championships 2014	# Guts event 2014	Estimated total number of field event athletes	# athletes - Nail Field Event Championships 2014	# Overall Events 2014	# Goaltime athletes	Goaltimes events 2014	# Estimated total number of Wheelchair/Adaptive Ultimate athletes	# Number of events held in 2014	# Estimated total number of Wheelchair/Adaptive Disc Golf athletes	# Number of events held in 2014
<b>REGULAR</b>															
Argentina	0	0	0	0	0	0	0	0	0	0	0	0	0	0	0
Australia	0	0	0	0	0	0	0	0	0	0	0	0	0	0	0
Austria	0	0	0	0	0	0	0	0	0	0	0	0	0	0	0
Belgium	80	60	1	0	0	0	0	0	0	0	0	0	0	0	0
Brazil	0	0	0	0	0	0	0	0	0	0	0	0	0	0	0
Canada	0	0	0	0	0	0	0	0	0	0	0	10	0	0	0
DR of Congo															
People's Republic of China	0	0	0	0	0	0	0	0	0	0	0	0	0	0	0
Chinese Taipei	0	0	0	50	6	2	200	200	2	0	0	0	0	0	0
Colombia	0	0	0	0	0	0	0	0	0	0	0	0	0	0	0
Czech Republic	0	0	0	0	0	0	0	0	0	0	0	0	0	0	0
Denmark	0	0	0	0	0	0	0	0	0	0	0	0	0	0	0
Dominican Republic	0	0	0	0	0	0	0	0	0	0	0	0	0	0	0
Estonia															
Finland	0	0	0	0	0	0	0	0	0	0	0	0	0	0	0
FPA Freestyle															
France	0	0	0	0	0	0	70	0	1	0	0	10	0	0	0
Germany	25	0	2	0	0	0	0	0	0	0	0	0	0	0	0
Great Britain															
Hong Kong China	0	0	0	0	0	0	0	0	0	0	0	0	0	0	0
Hungary	0	0	0	0	0	0	0	0	0	0	0	0	0	0	0
Iceland*															
India	0	0	0	0	0	0	0	0	0	0	0	0	0	0	0
Ireland	0	0	0	6	0	0	0	0	0	0	0	0	0	0	0
Israel	14	0	2	0	0	0	0	0	0	0	0	0	0	0	0
Italy	0	0	0	0	0	0	0	0	0	0	0	0	0	0	0
Japan	30	10	3	150	20	10	100	40	5	0	0	30	5	0	0
Latvia	0	0	0	0	0	0	0	0	0	0	0	0	0	0	0
Mexico	0	0	0	0	0	0	0	0	0	0	0	0	0	0	0
Netherlands	0	0	0	0	0	0	0	0	0	0	0	0	0	0	0
New Zealand	0	0	0	0	0	0	0	0	0	0	0	0	0	0	0
Norway	0	0	0	0	0	0	0	0	0	0	0	0	0	0	0
Panama	0	0	0	0	0	0	0	0	0	0	0	0	0	0	0
PDGA Disc Golf															
Philippines	0	0	0	0	0	0	0	0	0	0	0	0	0	0	0
Poland	0	0	0	0	0	0	0	0	0	0	0	0	0	0	0
Portugal	1	0	0	0	0	0	2	28	1	0	0	0	0	0	0
Russian Federation	24	0	0	0	0	0	0	0	0	0	0	0	0	0	0
Singapore	0	0	0	0	0	0	0	0	0	0	0	0	0	0	0
Slovakia	10	0	0	0	0	0	40	0	1	0	0	0	0	0	0
Slovenia	0	0	0	0	0	0	0	0	0	0	0	0	0	0	0
South Africa	0	0	0	0	0	0	0	0	0	53	0	0	0	0	0
South Korea	0	0	0	0	0	0	0	0	0	40	0	0	0	0	0
Spain	0	0	0	0	0	0	0	0	0	0	0	0	0	0	0
Sweden	20	20	8	0	0	0	40	40	1	0	0	0	0	0	0
Switzerland															
Turkey	0	0	0	0	0	0	0	0	0	0	0	0	0	0	0
Uganda	0	0	0	0	0	0	0	0	0	0	0	0	0	0	0
Ukraine	1	1	1	1	1	1	1	1	1	1	1	1	1	1	1
United Arab Emirates	0	0	0	0	0	0	0	0	0	0	0	0	0	0	0
USGPA Guts	0	0	0	175	20	6	0	0	0	0	0	0	0	0	0
USA Ultimate	0	0	0	0	0	0	0	0	0	0	0	0	0	0	0
Venezuela	0	0	0	0	0	0	0	0	0	0	0	0	0	0	0
<b>Subtotal</b>	<b>205</b>	<b>91</b>	<b>17</b>	<b>382</b>	<b>47</b>	<b>19</b>	<b>453</b>	<b>309</b>	<b>12</b>	<b>94</b>	<b>1</b>	<b>51</b>	<b>6</b>	<b>1</b>	<b>1</b>

# World Flying Disc Federation 2015 Member Census

## Participation by Sport

	DDC			GUTS			OVERALL EVENTS			GOALTIMATE		WHEELCHAIR/ADAPTIVE ULTIMATE			
	# DDC athletes	# DDC athletes National Championships 2014	# DDC events 2014	# Guts athletes	# Guts teams National Championships 2014	# Guts event 2014	Estimated total number of field event athletes	# athletes - Natl Field Event Championships 2014	# Overall Events 2014	# Goaltime athletes	Goaltimes events 2014	# Estimated total number of Wheelchair/Adaptive Ultimate athletes	# Number of events held in 2014	# Estimated total number of Wheelchair/Adaptive Disc Golf athletes	# Number of events held in 2014
<b>PROVISIONAL</b>															
Belarus															
BULA Beach Ultimate	0	0	0	0	0	0	0	0	0	0	0	0	0	0	0
Costa Rica															
Croatia															
Indonesia															
Lithuania															
Luxembourg															
Malaysia															
Tanzania															
<b>Subtotal</b>	0	0	0	0	0	0	0	0	0	0	0	0	0	0	0
<b>Total</b>	205	91	17	382	47	19	453	309	12	94	1	51	6	1	1



# World Flying Disc Federation 2015 Member Census

## Financial/Governance Information

	ECONOMIC OVERVIEW				Governance/administration			
	Annual Turnover (US\$)	# paid staff and administrators	Collect annual dues from its members?	Charge fees for participation	# Board members	# women on Board	# Board mtgs per year	Mtg Minutes Published?
<b>REGULAR</b>								
Argentina	0	0	Yes	Yes	3	12	no	No
Australia	\$200,000 USD	1,5	No	Yes	5	4	yes	yes
Austria	0	0	No	Yes	0	1	yes	no
Belgium	16000	0	Yes	Yes	0	6	no	yes
Brazil	USD 3.500,00	0	No	Yes	1	10	yes	yes
Canada	459000	3,25	Yes	Yes	2	11	no	no
DR of Congo	2000	1	No	No	3	4	yes	
People's Republic of China	2500	0	No	No	1	4	1	yes
Chinese Taipei	US\$2000	0	Yes	Yes	1	2	yes	yes
Colombia	50000	0	Yes	Yes	1	6	NO	No
Czech Republic	USD 27000	0	Yes	Yes	4	10	Yes	yes
Denmark	47263	0,4	Yes	Yes	2	6	No	yes
Dominican Republic	1880	0	Yes	Yes	5	4	no	yes
Estonia	-	-	No	No	3	1	no	no
Finland	103 800	7	Yes	Yes	1	7	yes	yes
FPA Freestyle	6439 e./2675 i.	0	No	Yes	4	8	YES	yes
France	354170	3	Yes	No	4	4	YES	yes
Germany	USD 50,000	0	Yes	Yes	4	0	4	no
Great Britain	375k	3,2	Yes	Yes	1	8	no	no
Hong Kong China	2600	0	Yes	Yes	3	10	yes	yes
Hungary	5200	0	No	Yes	0	20-25	no	yes
Iceland*								Yes
India	1700	0	Yes	No	1	1	No	YES
Ireland	10000	0	Yes	No	1	10	no	Yes
Israel	152800	1	Yes	Yes	1	1	yes	yes
Italy	67	4	Yes	Yes	1	4	yes	yes
Japan	1000000	2		Yes	0	2	yes	yes
Latvia	USD 80386.84	0	Yes	Yes	2	2	yes	-
Mexico	25000	10	Yes	Yes	2	4	yes	no
Netherlands	80000	0	Yes	Yes	2	8	no	y
New Zealand	42825	0	No	Yes	3	5	Yes	Yes
Norway	10000	0	No	Yes	2	8	Yes	yes
Panama	US\$5,000	0	No	Yes	3	12	no	yes
PDGA Disc Golf	2160945	10	Yes	Yes	2	12	yes	yes
Phillipines	77166	0	Yes	Yes	2	8	no	no
Poland			No	Yes	3	3	yes	Yes
Portugal	6000	0	Yes	Yes	1	4	no	no
Russian Federation	1000	4500	No	No	1	6	no	no
Singapore	-10000	0	Yes	Yes	3	6	yes	Yes
Slovakia	23000	0	Yes	Yes	0	6	yes	yes
Slovenia	500	0	Yes	Yes	1	3	yes	yes
South Africa	1200	0	Yes	No	5	5	yes	yes
South Korea	2700	0	Yes	Yes	5	3	yes	Yes
Spain	11500	0	Yes	Yes	0	1	yes	YES
Sweden	220000	1	Yes	Yes	2	1	Yes	yes
Switzerland	4100	0	Yes	Yes	1	2	yes	No
Turkey	1000	0	Yes	No	3	5	yes	no
Uganda	250	0	Yes	Yes	5	10	yes	Yes
Ukraine	400	0	Yes	No	2	2	no	yes
United Arab Emirates	0	0	Yes	Yes	1	1	yes	
USGPA Guts	2500	0	No	Yes	0	6	yes	yes
USA Ultimate	36308	17	Yes	Yes	5	2	yes	Yes
Venezuela			Yes	No	2	2	yes	yes
<b>PROVISIONAL</b>								
Belarus								
BULA Beach Ultimate	10000	0	No	Yes	2	0	30	no
Costa Rica								
Croatia								
Indonesia	5500	0	No	No	2	1	2	no
Lithuania								
Luxembourg								
Malaysia								
Tanzania								

# World Flying Disc Federation 2015 Member Census

## Member Services

	MEMBER SERVICES							Tools for communicating w/ mbrs										Non-tournament special events	
	Coach development programs	If no, would you like to offer such training? (YES/NO)	If yes, will org share training tools	Program for teaching SOTG	Program Women in Disc sports?	Program Youth participation?	Program Sustainability + Environment?	Email	Direct mail	Web site	Newsletter/mag.	Face to face mtgs	Telephone	Skype	Facebook	Twitter	Other	Non-tourney special events hosted?	Names of special events
REGULAR																			
Argentina	No	Yes	Yes	No	Yes	No	Yes			y	y				y			No	
Australia	Yes		Yes	No	Yes	Yes	No	y		y	y				y	y		No	
Austria	Yes	Yes	Yes	No	Yes	Yes	Yes	y		y	y	y			y			Yes	Tag des Sports
Belgium	Yes	Yes	Yes	No	Yes	Yes	No	y		y	y	y		y	y	y		No	
Brazil		Yes		Yes	Yes	Yes	Yes			y					y			No	
Canada	Yes		Yes	Yes	No	Yes	No	y		y	y	y	y		y	y		Yes	Art Hawkins Great Canadian Ultimate Game Ultimate Canada Conference
DR of Congo	Yes		Yes	Yes	Yes	Yes	Yes	y		y	y	y			y				
People's Republic of China	No	No	Yes	No	Yes	Yes	No	y		y	y	y					Chinese equivalents of	No	
Chinese Taipei	Yes		Yes	Yes		Yes	Yes	y		y	y				y			No	
Colombia	Yes	Yes	Yes	Yes	Yes	Yes	Yes	y		y	y	y	y	y	y	y		Yes	AJUC-SOCIAL RESPONSIBILITY PROGRAM.
Czech Republic	No	Yes	Yes	No	No	Yes	No	y		y	y	y	y	y	y			No	
Denmark	Yes		Yes	No	No	Yes	No	y		y	y	y	y	y	y			Yes	Organizing more than 200 volunteers at Roskilde Festival.
Dominican Republic	No	Yes	Yes	No	No	Yes	No	y		y		y						No	
Estonia		No			No	No	No	y										No	
Finland	Yes			No	No	Yes	Yes	y		y	y	y	y		y	y		Yes	Event for increasing activity in schools by providing discs and education.
FPA Freestyle	No	No		No	No	Yes	Yes	y		y	y	y			y			Yes	Spread the Jam" grants to FPA members to teach freestyle.
France	Yes	Yes	Yes	Yes	Yes	Yes	Yes	y	y	y	y	y	y	y	y	y		Yes	NATIONAL SCHOOL SPORTS DAY
Germany	Yes	Yes	Yes	No	No	No	No	y		y	y	y	y	y	y	y		Yes	Spirit Camp in Eisenberg for all discsports
Great Britain	Yes		Yes	No	Yes	Yes	No	y	y	y	y	y	y		y	y		No	
Hong Kong China	No	Yes	Yes	No	Yes	Yes	Yes	y		y									Working with the government running a promotional program on Ultimate.
Hungary	No	Yes	Yes	No	No	Yes	Yes	y		y		y	y	y	y			Yes	School Frisbee Cup
Iceland																			
India	No	Yes	Yes	No	No	Yes	No	y		y					y			Yes	Brick by Brick leadership Workshop
Ireland																			
	Yes		Yes	No	No	Yes	Yes	y		y	y	y			y	y		No	
Israel	Yes		Yes	Yes	Yes	Yes	No	y		y	y	y			y	y	Flickr	Yes	
Italy	Yes		Yes	Yes	No	Yes	No	y		y			y		y			No	
Japan	No	Yes	Yes	Yes	Yes	Yes	Yes	y		y					y	y		No	
Latvia	No	Yes	Yes	No	No	Yes	No	y		y		y	y		y	y	youtube.com (youtube	Yes	Day of Ultimate seminars for sports teachers exh . games in commercial events
Mexico	Yes	Yes	Yes	Yes	Yes	Yes	No	y		y					y	y		No	
Netherlands	Yes		Yes	No	No	No	No	y		y	y	y	y	y				No	
New Zealand	No	Yes	Yes	No	No	Yes	No	y		y					y	y		No	
Norway	No	Yes	Yes	No	No	Yes	No	y		y					y			No	
Panama	No	Yes		No	Yes	Yes	Yes	y		y		y			y	y	Instagram	No	
PDGA Disc Golf																			
Phillipines	No	Yes		Yes	No	Yes	No	y		y	y	y	y	y			instagram and youtube	Yes	State of the Disc Address
Poland	Yes			No	Yes	Yes	No	y	y	y	y	y	y	y	y	y		Yes	Training camps for sport animators, camps for players, promotion in schools.
Portugal	No	Yes	Yes	No	No	Yes	No	y		y	y	y			y			Yes	workshops, Everyone-Can-Plays (open pickup games for non players), etc
Russian Federation	No	Yes	Yes	Yes	No	Yes	No	y		y		y	y		y			Yes	All-Stars Training Camp
Singapore	Yes		Yes	No	Yes	Yes	No	y							y			No	
Slovakia	No	Yes	Yes	Yes	No	Yes	No	y		y		y			y			Yes	disc sports promotions at major cultural/music events/festivals.
Slovenia	No	Yes	Yes	No	No	Yes	No	y		y								No	
South Africa	No	Yes	Yes	Yes	Yes	Yes	No	y		y					y			No	n/a
South Korea	No	Yes		No	Yes	No	No	y		y		y			y	y		Yes	Rise Up Clinic, Women's Day (clinic & hat tournament)
Spain	No	Yes		No	No	No	No	y				y						No	
Sweden	Yes	Yes	Yes	Yes	Yes	Yes	Yes	y		y	y	y			y	y		No	
Switzerland	No	Yes	Yes	No	No	Yes	Yes	y		y		y	y		y			No	
Turkey	No	Yes	Yes	No	Yes	Yes	No	y		y					y			No	
Uganda	No	Yes	Yes	No	Yes	Yes	Yes	y				y	y	y				Yes	Kampala Hat Charity Tournament
Ukraine	No	Yes	Yes	No	No	Yes	No	y		y		y						No	
United Arab Emirates	Yes	Yes	Yes	Yes	Yes	Yes	Yes	y		y	y	y			y			Yes	Art Hawkins Introduction Ultimate (Emirates Medical Students) Women's Only
USGPA Guts	No	Yes	Yes	No	Yes	Yes	No	y		y		y			y			Yes	Collegiate Disc Golf Championships (partner), Demos, Local events, etc.
USA Ultimate	Yes		Yes	Yes	Yes	Yes	Yes	y	y	y	y	y	y	y	y	y	Ultimate Nation - vide	Yes	U.S. Open Convention
Venezuela	No	Yes	Yes	No	Yes	Yes	No	y				y			y			No	
PROVISIONAL																			
Belarus																			
BULA Beach Ultimate	No	No		No	No		No	y		y					y	y	y	No	
Costa Rica																			
Croatia																			
Indonesia								y				y			y		Whatsapp	No	
Lithuania																			
Luxembourg																			
Malaysia																			
Tanzania																			

# Report to the IOC Sports Department – June 2015

## Introduction:

This report to the IOC Sports Department briefly outlines the major developments and improvements made with regard to the governance and event structure of the World Flying Disc Federation (WFDF) since its provisional recognition by the IOC Executive Board at their meeting in May 2013 in St. Petersburg.

The IOC Session in Kuala Lumpur will decide on the full recognition of WFDF and we hope that the members might want to take into consideration these positive aspects of the development of our Federation.

We remain at your disposal to answer any question you might have on our report or WFDF.

Very truly yours,



Robert "Nob" Rauch  
President

## Table of contents:

1. Governance
2. Membership
3. Continental Associations
4. WFDF sanctioned events and World Championships portfolio
5. Commercial development
6. WFDF 2015-2020 Strategic Plan
7. WFDF Development Program and member support

### **1. Governance:**

The WFDF Congress has unanimously approved of a proposal made by the Board of Directors to amend the WFDF Bylaws in order to establish a full **voting-right for the Chairperson of the WFDF Athlete's Commission** in the Board of Directors.

Together with the fact that the Chairwoman of the WFDF **Medical and Antidoping Committee holds a Board seat** with voting right WFDF has finalized its updates of the governance structures with regard to Board membership.

### **2. Membership:**

The number of WFDF national member associations has **increased to 60** since 2013 with the acceptance of the associations of Qatar (UPAQ) and United Arab Emirates (UAU) in Asia as well as the Democratic Republic of Congo (FCDV) and Kenya (KFDA) in Africa as WFDF members. We have also upgraded the memberships of several countries to full regular membership form provisional over this time.

WFDF expects the affiliation of several more members by autumn 2015 including Georgia (Europe), Chile (South America) and Morocco (Africa). WFDF expects to reach 75 member associations as per IOC definition by the end of 2017 as result of a close co-operation with several countries where associations are established but need some additional institutionalization before applying for membership.

### **3. Continental Associations:**

In 2013 after the WFDF was provisionally recognized by the IOC Executive Board the Continental Association for the **Pan Americas** (Pan American Flying Disc Federation – PAFDF) was founded. The Continental Association for **Europe** (European Flying Disc Federation – EFDF) was re-established. Together with the **Asia** Flying Disc Federation (AFDF) (which includes **Oceania**) and the expected foundation of the All **Africa** Flying Disc Federation (AAFDF) in autumn, the set of Continental institutions for Flying Disc is complete.

### **4. International Organisations:**

WFDF was admitted to membership by **ARISF** following its recognition by the IOC Executive Board. WFDF obtained recognition by the **International Paralympic Committee (IPC)** as IPC recognized IF in early 2015. With regard to the co-operation with the International University Sports Federation, WFDF is working closely with **FISU** on the recognition as a sport on the FISU programme and on the establishment of the World University Championships in Flying Disc sports.

WFDF recently has applied for membership with the **International Masters Games Association (IMGA)** after a unanimous decision taken by the WFDF Board of Directors.

Separately, WFDF Board member Fumio Morooka was elected to a four year term as member of the Executive Committee of the International World Games Association in 2014.

## **5. WFDF sanctioned events and World Championships portfolio:**

WFDF's upcoming major events include the following sanctioned events and World Championships:

### **2015:**

- WFDF/BULA World Championships of Beach Ultimate (WCBU) 2015, United Arab Emirates
- WFDF World Under 23 Championships (WU23) 2015, Great Britain
- WFDF / EUF European Ultimate Championships 2015, Denmark
- WFDF World Overall Championships (WOC) 2015, Sweden
- WFDF Asia Oceanic Ultimate Championships (AOUC) 2015, Hong Kong China
- WFDF Pan American Ultimate Championships (PAUC) 2015, Mexico

### **2016:**

- WFDF World Ultimate and Guts Championships (WUGC) 2016, Great Britain
- WFDF World Junior Ultimate Championships (WJUC) 2016, Poland
- WFDF Team Disc Golf World Championships 2016 (new event, site TBD)

Starting from 2017 WFDF will **broaden its event portfolio:**

### **2017:**

- WFDF/BULA World Championships of Beach Ultimate (WCBU) 2017
- WFDF World Under 24 Championships (WU23) 2017
- WFDF World Overall Championships (WOC) 2017
- WFDF Asia Oceanic Ultimate Club Championships (AOUC) 2017
- WFDF Pan American Ultimate Championships (PAUC) 2017
- WFDF World Freestyle Championships (new event)
- WFDF Indoor Ultimate Championships (new event)
- WFDF / FISU sanctioned World Cup 2017 (new event)

## **6. Commercial development:**

WFDF has signed a major sponsorship deal with VC Ultimate as Official Sponsor and Apparel Provider for WFDF events and WFDF as International Sport Federation.

Another Sponsorship agreement was signed with DISCRAFT as Official Sponsor and Disc Provider to WFDF and its Development Program.

WFDF contracted Ultimate Central as central event IT services and results management provider ensuring that the event digital structure will be professionalized.

These agreements made a material contribution to raise the WFDF revenue stream.

## **7. WFDF 2015 - 2020 Strategic Plan:**

WFDF during their Board of Director's meeting held in November 2015 has defined the major milestones for the upcoming years, updating the strategic plan with a refinement of WFDF's strategic goals:

- 1 Put programs in place to encourage disc sports as a lifetime past-time and a lifestyle
- 2 Focus on providing higher quality events
- 3 Support member associations more fully
- 4 Showcase spirit of the game as an essential element of disc sports
- 5 Increase the public face of disc sports and make them more entertaining
- 6 Create a more effective and sustainable organization

Please see the WFDF Strategic Plan 2015 - 2020 as Annex 1 to this report.

## **8. WFDF Development Program and member support:**

WFDF has greatly expanded its Development Program consisting of a Development Grant program and a Disc Missionary program. In 2014 projects from 11 countries were supported with funding and sports equipment.

In addition the Continental Associations AFDF, EFDF and PAFDF received financial support.

For 2015 WFDF has received 21 Development Grant and sports equipment applications from 14 countries. The applications are considered by the WFDF Sport for All / Development Commission and approved by the Board of Directors.

Please see the 2014 Development Grant report as Annex 2 to this report.

###

## Review of 2014 / 2015 Event Participant Survey

Please see Annexes 1 and 2 starting at page 60 of the briefing book

## Sport and NGB Governance within WFDF

WFDF has always roughly followed the global sports governance model used by the International Olympic Committee and it is considered an International Sports Federation (“IF”). The IOC defines IFs as follows:

The International Sports Federations are international non-governmental organisations recognised by the International Olympic Committee (IOC) as administering one or more sports at world level. The national federations administering those sports are affiliated to them. While conserving their independence and autonomy in the administration of their sports, International Sports Federations seeking IOC recognition must ensure that their statutes, practice and activities conform with the Olympic Charter.

The IFs have the responsibility and duty to manage and to monitor the everyday running of the world's various sports disciplines, including for those on the Programme, the practical organisation of events during the Games. The IFs must also supervise the development of athletes practising these sports at every level. Each IF governs its sport at world level and ensures its promotion and development. They monitor the everyday administration of their sports and guarantee the regular organisation of competitions as well as respect for the rules of fair play.

The role of the International Sports Federations (IFs) is to establish the rules that govern their sport and ensure that they are applied. They are responsible for the technical aspects of their sport at the Olympic Games. The IFs ensure that their sport is developed worldwide and disseminate the values of Olympism through their activities.

The Olympic Programme comprises sports, disciplines and events. A sport is that which is governed by an International Federation (IF). A discipline is a branch of a sport comprising one or more events. An event is a competition in a sport or discipline that gives rise to a ranking. Thus, skiing is a sport, while cross-country skiing, Alpine skiing, snowboarding, ski jumping and Nordic combined are disciplines. Alpine skiing is a discipline, while the super-G, giant slalom, slalom and combined are events.

In the official sports world, WFDF is considered the international sports federation responsible for world governance of flying disc (Frisbee™) sports, including the disciplines of Ultimate, Beach Ultimate, Disc Golf, Freestyle, Guts, and Overall. Within Overall, we have different events such as accuracy and MTA. When WFDF was first established in 1985, most national governing bodies (“NGBs”) were responsible for all disciplines, although there were charter members that were responsible for their disciplines more broadly in a matrix with the NGBs, such as the UPA, PDGA, FPA, and GPA. However, from the very beginning, there was never a US Disc sports organization that was active. Over time, we have seen a number of new countries become members of as Ultimate only associations, and as well there are a number of disc golf only associations that exist.

The Bylaws were materially overhauled in 2008 to provide, among many other changes, for the reality of the way disc sports were governed, with two general classes of full membership.

**1.1 National Member:** A National Member shall be a flying disc association which is the governing body for one or more Disc Games solely within a single national boundary. A National Member may represent a single Disc Game or multiple Disc Games, but there can be only one National member per Disc Game per country. To become a National Member and/or remain in good standing, a flying disc association must meet all of the following criteria, receive preliminary approval of WFDF’s Board of Directors, and be confirmed by Congress. If an incumbent National Member fails to continue to meet the membership criteria, their membership may be revoked by Congress.

**1.2 Disc Game Organizational Member:** A Disc Game Organizational Member shall be a flying disc association which is the governing body for a single Disc Game across numerous national boundaries. There can be only one Disc Game Organizational Member per Disc Game. To become a Disc Game Organizational Member and/or remain in good standing, a flying disc association must meet all of the following criteria, receive preliminary approval of WFDF’s Board of Directors, and be confirmed by



Congress. If an incumbent Disc Game Organizational Member fails to continue to meet the membership criteria, their membership may be revoked by Congress.

As WFDF looks to the future, we believe we are going to have to conform our governance model to the full Olympic sports model. The main adjustment to our somewhat flexible model is that there will need to be only one NGB that is recognized by its National Olympic Committee and which represents all the various disciplines of flying disc sports within a country. Of great importance, the IOC will not recognize multiple flying disc disciplines as separate sports. While Ultimate and Freestyle may be very different, the IOC sees them in the same way as downhill skiing and snowboard halfpipe, and requires that potentially disparate groups work together. We also saw that in the way that international baseball and softball, which had always been separate sports from the beginning, formed a confederation in 2012 in order to improve their chances for inclusion in the Olympic Programme by being able to showcase both a men's and women's discipline.

For WFDF and our various national and organizational governing bodies, we are going to need to engage in a constructive dialogue to work toward meeting the requirements of the IOC while still preserving the best elements of our current structures. In countries where we currently have separate associations for different disciplines, we are likely going to encourage either a merger of those associations or the establishment of some form of confederation. In countries where we have Ultimate-only organizations, we are going to need to encourage them to open up to all disciplines and to more actively support those other disciplines. With organizational members, WFDF and they will need to figure out how best to jointly promote the various disc sports in a constructive manner.

This short paper is meant to stimulate discussion so that we can formulate the best strategy. We see this process as occurring over time, with a target deadline of around five years to ease a transition. This will be an open topic for conversation and input at Congress in London.

## WFDF Risk Management: 2015 Assessment

<b>Risk area 1:</b>	<b>Sustaining or improving the quality and consistency in the delivery of all our events</b>
Risk description:	World Championship events sanctioned by WFDF are one of the keys to its success. However, WFDF relies on a local organizing committee to deliver a world class event.
Controls:	<ol style="list-style-type: none"> <li>1. Bid review process (which usually also outlines experience of the key organizers)</li> <li>2. Affiliation of local organizing committee with a Member Association</li> <li>3. Contract laying out expectations and terms</li> <li>4. Oversight of the Disc Sport Committee and the WFDF Event Manager</li> <li>5. Registration fees are now going through WFDF</li> </ol>
Consequences:	Very serious
Likelihood:	Moderate risk
Comments:	Since inception in 1985, WFDF has been very successful in its delivery of events. With increasingly larger events, it may become more difficult to find appropriate venues or appropriately skilled organizers. It is worrisome that contracts were not in place with two event organizers prior to the start of the competitions in 2010.

<b>Risk area 2:</b>	<b>Ensuring safety for participants, coaches, officials, spectators and volunteers</b>
Risk description:	For WFDF, the primary aspect of safety that it can control relates to the quality of fields and their placement. Secondly, it also involves safety issues relating to the accommodations, transportation, and other non-play aspects of events.
Controls:	<ol style="list-style-type: none"> <li>1. Contract laying out expectations and terms</li> <li>2. Presence of onsite officials from WFDF such as the Event Manager or Technical Delegate</li> <li>3. Conduct Policy and the formalization of the Tournament Rules Group</li> </ol>
Consequences:	Very serious
Likelihood:	High risk
Comments:	One of the issues that has arisen at major events in 2008 and 2010 relates to field spacing and having sufficient room between fields and from field boundaries and obstacles (concrete walls at Prague, respect of the 3-meter rule at Vancouver). We have also had to address player-to-player violence off the field with two incidents at Vancouver, which led to the development of the Conduct Policy.

<b>Risk area 3:</b>	<b>WFDF's ability to recruit/attract sufficient volunteers</b>
Risk description:	WFDF, like all sports organizations, is highly dependent on volunteers to administer and organize the sport, and expectations for performance are growing. At the WFDF level, there are no "natural" affiliations, so WFDF is dependent largely on administrators who also have responsibilities at the member association level. Turnover due to burnout is a constant threat, compounded by the difficulties of dealing with a heavy workload at key positions such as disc sport committee chairs and the ExComm level.
Controls:	This is a risk faced by all not-for-profit organizations and it requires active management and the development of a deep bench to ensure that the volunteer network remains enthusiastic.
Consequences:	Devastating
Likelihood:	Moderate
Comments:	This is an ongoing challenge particularly due to WFDF's limited resources. It is hoped that the full-time paid Executive Director and part-time Event Manager can take on increasing responsibilities in administration and event oversight to reduce the workload and provide sufficient support to ensure that our volunteers' network can be effective and efficient.

<b>Risk area 4:</b>	<b>Maintaining and increasing membership and participation</b>
Risk description:	WFDF has a responsibility to assist current Member associations in maintaining and growing their constituent membership, as well as to assist in the development of potential new Members.
Controls:	<ol style="list-style-type: none"> <li>1. Requirements for institutionalization of a local governing body before granting Membership</li> <li>2. Development efforts in areas where there is little flying disc penetration</li> <li>3. Publicity and communication</li> </ol>
Consequences:	Serious
Likelihood:	Moderate risk
Comments:	Interest in flying disc sports continues to grow and a desire to participate in World Championship events sanctioned by WFDF continues to be the main recruiting catalyst. WFDF can promote continuity in local organizations by requiring institutionalization of the Association in its membership application process. There are a few legacy issues where there have been challenges to legitimacy of existing disc organizations and our members need to understand the importance of a having a well-managed national association.

<b>Risk area 5:</b>	<b>Sustaining and improving financial viability</b>
Risk description:	A. Within our quadrennial Ultimate event cycle, WFDF is highly dependent on participant fees from WUGC and WUCC, such that any disruption could impair WFDF's financial viability. B. With most of the money from participation fees being collected by the local organizing committees, there is a risk that monies could be misappropriated. C. Failure of a TOC to pay all monies to WFDF can damage WFDF's budget.
Controls:	A1. Maintaining a large cash reserve A2. Requiring multi-year forecasts in addition to annual budgets in the financial plan A3. Finding ways to smooth out the event cycle A4. Developing other sources of revenues such as sponsorship B1. Bid review process (which usually also outlines experience of the key organizers) B2. Affiliation of local organizing committee with a Member Association B3. Contract laying out financial terms with periodic distributions C. Taking over certain money and registration functions going forward
Consequences:	A. Serious B. Devastating C. Devastating
Likelihood:	A. Actual situation B. Low probability C. Middle probability
Comments:	WFDF is a business and must be run professionally to remain viable.
<b>Risk area 6:</b>	<b>Protecting or improving public image and reputation with stakeholders, regulators, potential sponsors, and media</b>
Risk description:	As a federation of Member Associations, WFDF must be perceived as adding value or it will lose the support of its members. With respect to external stakeholders and the public WFDF is the international governing body and must continually promote growth of flying disc sport.
Controls:	1. Consistent governance and maintenance of high standards for events 2. Constant and appropriate communications
Consequences:	Serious
Likelihood:	Moderate
Comments:	This is an ongoing challenge due to WFDF's limited resources. There has been virtually no effort in the area of sponsors and media. IOC recognition may provide WFDF and its Members with some additional credibility in the sport world.
<b>Risk area 7:</b>	<b>Maintaining Spirit of the Game (SOTG) as an essential component of flying disc sports</b>
Risk description:	We have a growing conflict within the sport of Ultimate in that semi-professional leagues have begun operations and have introduced a form of referees. Further, there are many aspects of SOTG with varied interpretations, within and across regional boundaries and competitive strata.
Controls:	1. Maintaining the focus by acknowledging it in Spirit rankings and awards 2. Further incorporating messages in all marketing, education, and training material/programs.
Consequences:	Serious, it would change the essence of our sport
Likelihood:	Moderately high and increasing
Comments:	Spirit of the Game remains central to our primary disc discipline, Ultimate, and having no referees differentiates WFDF from most other IFs in a very positive way.
<b>Risk area 8:</b>	<b>Applying good corporate governance principles including compliance with regulatory requirements</b>
Risk description:	As an IF recognized by the IOC and as a signatory to the World Anti-Doping Association (WADA) code, WFDF needs to maintain compliance with the key elements required. We also need to ensure that we hold the federation to a high governance standard by complying with the Bylaws and respecting our Members.
Controls:	1. Vigilant oversight of the anti-doping program and development of an educational program. 2. Knowledge of and adherence to the standards set out in the Bylaws and the Olympic Charter.
Consequences:	Serious
Likelihood:	Moderate
Comments:	Now that we are in compliance with the WADA anti-doping requirements, we must ensure that our athletes are provided with sufficient educational opportunities so that there are no infractions. We must also maintain transparent and professional governance procedures.

Submitted on May 5, 2015 by Robert "Nob" Rauch, President, and Volker Bernardi, Executive Director

**World Flying Disc Federation**  
**Balance Sheet**  
As of December 31, 2014

	Dec 31, 13	Dec 31, 14
<b>ASSETS</b>		
Current Assets		
Checking/Savings		
1020 · Wells Fargo Money Market	191,616.44	200,088.65
1031 · CitiBank Checking	5,127.40	0.00
1032 · CitiBank Savings	3,318.07	0.00
1035 · New Wells Fargo Checking	75,036.80	120,085.17
1040 · Paypal	805.85	4,482.46
Total Checking/Savings	275,904.56	324,656.28
Accounts Receivable		
11000 · Accounts Receivable	18,870.00	0.00
Total Accounts Receivable	18,870.00	0.00
Other Current Assets		
1100 · Prepaid Expenses	4,000.00	6,473.63
1105 · Undeposited Funds	401.26	0.00
Total Other Current Assets	4,401.26	6,473.63
Total Current Assets	299,175.82	331,129.91
<b>TOTAL ASSETS</b>	<b>299,175.82</b>	<b>331,129.91</b>
<b>LIABILITIES &amp; EQUITY</b>		
Liabilities		
Current Liabilities		
Accounts Payable		
20000 · Accounts Payable	3,523.53	2,124.00
Total Accounts Payable	3,523.53	2,124.00
Other Current Liabilities		
2355 · Temp rest IOC for anti-doping	1,624.40	0.00
Total Other Current Liabilities	1,624.40	0.00
Total Current Liabilities	5,147.93	2,124.00
Total Liabilities	5,147.93	2,124.00
Equity		
1110 · Retained Earnings	-22,998.37	0.00
3900 · Unrestricted Net Assets	294,027.89	295,652.29
Net Income	22,998.37	33,353.62
Total Equity	294,027.89	329,005.91
<b>TOTAL LIABILITIES &amp; EQUITY</b>	<b>299,175.82</b>	<b>331,129.91</b>

World Flying Disc Federation  
Profit Loss Budget Performance  
January through December 2014

	Jan - Dec 13	Jan - Dec 14	2014 Budget	NOTES/comments
<b>Ordinary Income/Expense</b>				
<b>Income</b>				
<b>4000 · Dues</b>				
4010 · Regular member dues				
4011 · Current regular mbr dues	58,690.40	67,708.36	61,744.00	
4012 · Non-current Reg mbr dues	599.00	159.00		
4013 · New Member Conversion	860.00	1,363.75	600.00	
Total 4010 · Regular member dues	60,149.40	69,231.11	62,344.00	
4050 · Overpayments		585.00		
<b>Total 4000 · Dues</b>	<b>60,149.40</b>	<b>69,816.11</b>	<b>62,344.00</b>	
<b>4300 · Sponsorship</b>				
4310 · General sponsorship			2,500.00	
4390 · Value-In-Kind Sponsorship		467.50		
<b>Total 4300 · Sponsorship</b>	<b>0.00</b>	<b>467.50</b>	<b>2,500.00</b>	
<b>4400 · Merchandise &amp; Other sales</b>				
4410 · General Merch Sales			250.00	
<b>Total 4400 · Merchandise &amp; Other sales</b>	<b>0.00</b>	<b>0.00</b>	<b>250.00</b>	
<b>4500 · Donations</b>				
4515 · General	0.92			
4516 · IOC	25,000.00	25,000.00	25,000.00	
<b>Total 4500 · Donations</b>	<b>25,000.92</b>	<b>25,000.00</b>	<b>25,000.00</b>	
<b>4700 · Event Sanctioning Income</b>				
4720 · Sanc Event player fees				
4720.02 · WJUC		12,410.00	10,800.00	
4720.03 · WUCC		83,975.00	86,400.00	
4720.04 · Individual Events (DDC etc)			800.00	
4720.05 · Pan American Ult	3,420.00			
4720.06 · Asia Oceana/Pacific Ult	3,200.00			
4720.07 · WU23 Ult	15,300.00		10,800.00	
4720.08 · Overall	251.26	690.00	750.00	
4720.15 · World Games player fees	7,800.00			
4720.16 · ECBU	14,024.11			
Total 4720 · Sanc Event player fees	43,995.37	97,075.00	109,550.00	
4740 · Profit sharing		0.00	5,000.00	
4750 · Miscellaneous	36,388.00			
<b>Total 4700 · Event Sanctioning Income</b>	<b>80,383.37</b>	<b>97,075.00</b>	<b>114,550.00</b>	
<b>4800 · Interest/Investment income</b>				
4820 · Money Market Acct interest	107.89	59.74	180.00	
4830 · Other Investment income	0.00	0.00	50.00	
<b>Total 4800 · Interest/Investment income</b>	<b>107.89</b>	<b>59.74</b>	<b>230.00</b>	
<b>Total Income</b>	<b>165,641.58</b>	<b>192,418.35</b>	<b>204,874.00</b>	
<b>Expense</b>				
<b>6100 · Event Management</b>				
6110 · General event management	147.00	1,087.12		
6130 · Event mgmt contractors	0.00	255.82	1,000.00	
6140 · Travel(auto/hotel/food/etc				
6140.02 · WJUC Travel	0.00	1,664.84		
6140.03 · WUCC Travel	0.00	12,603.81		
6140.05 · Pan Am Championships	1,862.92	0.00		
6140.07 · WU23 Travel	749.30	310.30		
6140.13 · Beach Ultimate Championships	164.25	0.00		
6140.17 · US Open Travel	392.68	973.03		
6140 · Travel(auto/hotel/food/etc - Other	29.35	146.94	2,000.00	
Total 6140 · Travel(auto/hotel/food/etc	3,198.50	15,698.92	2,000.00	
6150 · Venue				
6150.05 · Event Ins Pan Am Champs	2,140.00	0.00		
6150.06 · Asia Oceana Event Insurance	2,996.00	0.00		
6150.08 · Overall Event Insurance	428.00	0.00		
Total 6150 · Venue	5,564.00	0.00		

World Flying Disc Federation  
Profit Loss Budget Performance  
January through December 2014

	Jan - Dec 13	Jan - Dec 14	2014 Budget	NOTES/comments
6160 · Medals				
6160.02 · WJUC Medals	0.00	912.00		
6160.03 · WUCC	0.00	2,242.00		
6160.05 · Pan Am Championships	840.00	0.00		
6160.06 · Asia Oceania Championships	840.00	0.00		
6160.07 · WU23 Medals	1,260.00	0.00		
6160.08 · Overall Events	528.50	597.75		
6160 · Medals - Other	0.00	0.00	4,050.00	
Total 6160 · Medals	3,468.50	3,751.75	4,050.00	
<b>Total 6100 · Event Management</b>	<b>12,378.00</b>	<b>20,793.61</b>	<b>7,050.00</b>	
<b>6200 · Congress expenses</b>				
6210 · General Congress expenses	0.00	1,167.99		
6220 · Travel (air/hotel/food/etc)	4,729.57	714.81	6,500.00	
6230 · Venue	381.03	0.00		
<b>Total 6200 · Congress expenses</b>	<b>5,110.60</b>	<b>1,882.80</b>	<b>6,500.00</b>	
<b>6300 · World Games expense</b>				
6310 · General World Games	441.00	0.00		
6320 · Travel (air/hotel/food/etc)	6,302.82	341.07		
6350 · Communications	14,928.61	0.00	100.00	
6360 · Pass thru World Games exp	17,334.00	0.00		
6370 · Drug Testing at WFDF Events	2,294.13	3,824.82	5,000.00	
<b>Total 6300 · World Games expense</b>	<b>41,300.56</b>	<b>4,165.89</b>	<b>5,100.00</b>	
<b>6400 · WFDF Official Memberships</b>				
6410 · Dues (GAISF,IWGA, etc)	7,251.05	6,564.30	7,698.00	
6440 · Travel(auto.hotel.food.etc)	4,623.07	11,654.40	9,000.00	
6450 · Marketing & PR	0.00	1,547.69	10,000.00	
6470 · WADA/Anti-doping program cost	4,414.80	3,255.53	5,000.00	
6480 · Miscellaneous	0.00	2,220.12		
<b>Total 6400 · WFDF Official Memberships</b>	<b>16,288.92</b>	<b>25,242.04</b>	<b>31,698.00</b>	
<b>6500 · Special projects</b>				
6540 · Development	2,859.60	389.61	12,500.00	
6541 · Development Grants Program	0.00	6,391.54		
6542 · Disc Missionary program	0.00	736.25		
6543 · Spirit of the Game	2,335.43	513.29		
<b>Total 6500 · Special projects</b>	<b>5,195.03</b>	<b>8,030.69</b>	<b>12,500.00</b>	
<b>6600 · Member svcs miscellaneous</b>	0.00	2,118.71		
<b>6800 · Administration</b>				
6810 · Administrative Contractors fees				
6811 · General Admin Contractors	937.50	693.75	1,000.00	
6812 · Individual Contractors	50,500.00	72,954.96	72,000.00	
6815 · Beach Ultimate Admin	0.00	0.00	875.00	
Total 6810 · Administrative Contractors fees	51,437.50	73,648.71	73,875.00	
6820 · Office Supplies				
6822 · Office Supplies				
6822.02 · Officers & staff	343.00	594.42		
6822 · Office Supplies - Other	0.00	0.00	350.00	
Total 6822 · Office Supplies	343.00	594.42	350.00	
6824 · Postage/express mail				
6824.01 · Administrative provider	0.00	29.84		
6824 · Postage/express mail - Other	19.36	295.44	250.00	
Total 6824 · Postage/express mail	19.36	325.28	250.00	
6825 · Software	0.00	0.00		
6826 · Miscellaneous	0.00	0.00		
Total 6820 · Office Supplies	362.36	919.70	600.00	
6830 · Communications & Internet				
6832 · Board Conference Calls	328.82	0.00	500.00	
6833 · Telephone/fax	0.00	448.68	1,000.00	
6834 · Internet hosting	956.27	617.95	500.00	
6835 · Communications contractors	3,056.22	1,503.97	1,800.00	

World Flying Disc Federation  
Profit Loss Budget Performance  
January through December 2014

	Jan - Dec 13	Jan - Dec 14	2014 Budget	NOTES/comments
Total 6830 · Communications & Internet	4,341.31	2,570.60	3,800.00	
6840 · Other Services/fees				
6842 · Accounting services	2,863.42	3,543.75	3,650.00	
6843 · Legal Services	10.00	297.50	500.00	
Total 6840 · Other Services/fees	2,873.42	3,841.25	4,150.00	
6850 · Insurance	1,776.00	1,951.00	1,950.00	
6860 · Bank fees/Othr fin transactions				
6861 · General bank fees	275.64	197.25	275.00	
6862 · Service charges	178.87	240.89	25.00	
6863 · Wire transfer charges	1,125.00	1,901.00	1,200.00	
Total 6860 · Bank fees/Othr fin transactions	1,579.51	2,339.14	1,500.00	
6870 · Travel - air/auto/food/htl/comm				
6871 · Travel - Admin provider	0.00	535.68	1,000.00	
6872 · Travel - Officers and staff	0.00	11,024.91	12,000.00	
Total 6870 · Travel - air/auto/food/htl/comm	0.00	11,560.59	13,000.00	
<b>Total 6800 · Administration</b>	<b>62,370.10</b>	<b>96,830.99</b>	<b>98,875.00</b>	
<b>Total Expense</b>	<b>142,643.21</b>	<b>159,064.73</b>	<b>161,723.00</b>	
<b>Net Ordinary Income</b>	<b>22,998.37</b>	<b>33,353.62</b>	<b>43,151.00</b>	The budget achievement variance is primarily due to the \$10,800 error on income line item 4720.07. There was no WU23 event in 2014.

**World Flying Disc Federation**  
**Balance Sheet**  
As of June 23, 2015

	<b>Jun 23, 14</b>	<b>Jun 23, 15</b>
<b>ASSETS</b>		
<b><u>Current Assets</u></b>		
Checking/Savings		
1020 · Wells Fargo Money Market	200.053,46	200.113,49
1035 · New Wells Fargo Checking	146.231,17	122.896,25
1040 · Paypal	3.567,71	2.272,25
Total Checking/Savings	349.852,34	325.281,99
<b>Total Current Assets</b>	349.852,34	325.281,99
<b>TOTAL ASSETS</b>	<b>349.852,34</b>	<b>325.281,99</b>
<b>LIABILITIES &amp; EQUITY</b>		
<b>Liabilities</b>		
<b><u>Current Liabilities</u></b>		
Other Current Liabilities		
2355 · Temp rest IOC for anti-doping	1.624,40	0,00
Total Other Current Liabilities	1.624,40	0,00
<b>Total Current Liabilities</b>	1.624,40	0,00
<b>Total Liabilities</b>	1.624,40	0,00
<b>Equity</b>		
1110 · Retained Earnings	0,00	33.353,62
3900 · Unrestricted Net Assets	294.027,89	295.652,29
Net Income	54.200,05	-3.723,92
<b>Total Equity</b>	348.227,94	325.281,99
<b>TOTAL LIABILITIES &amp; EQUITY</b>	<b>349.852,34</b>	<b>325.281,99</b>



**World Flying Disc Federation**  
**Profit Loss V Budget Performance**  
January 1, 2015 through June 23, 2015

	Jan - Dec 14	1/1-6/23/15	YTD Budget	2015 Budget	Notes
<b>Ordinary Income/Expense</b>					
<b><u>Income</u></b>					
<b><u>4000 - Dues</u></b>					
4010 - Regular member dues					
4011 - Current regular mbr dues	67.708,36	68.945,50	59.966,67	66.560,00	
4012 - Non-current Reg mbr dues	159,00	0,00	0,00		
4013 - New Member Conversion	1.363,75	0,00	345,00	900,00	
Total 4010 - Regular member dues	69.231,11	68.945,50	60.311,67	67.460,00	
4050 - Overpayments	585,00	0,00	0,00		
<b>Total 4000 - Dues</b>	<b>69.816,11</b>	<b>68.945,50</b>	<b>60.311,67</b>	<b>67.460,00</b>	
<b><u>4300 - Sponsorship</u></b>					
4310 - General sponsorship	0,00	0,00	3.833,33	5.000,00	
4390 - Value-In-Kind Sponsorship	467,50	0,00	0,00		
<b>Total 4300 - Sponsorship</b>	<b>467,50</b>	<b>0,00</b>	<b>3.833,33</b>	<b>5.000,00</b>	
<b><u>4400 - Merchandise &amp; Other sales</u></b>					
4410 - General Merch Sales	0,00	0,00	121,10	250,00	
<b>Total 4400 - Merchandise &amp; Other sales</b>	<b>0,00</b>	<b>0,00</b>	<b>121,10</b>	<b>250,00</b>	
<b><u>4500 - Donations</u></b>					
4515 - General	0,00	5,00	0,00		
4516 - IOC	25.000,00	0,00	0,00	25.000,00	
4517 - ARISF	0,00	0,00	0,00	6.000,00	
<b>Total 4500 - Donations</b>	<b>25.000,00</b>	<b>5,00</b>	<b>0,00</b>	<b>31.000,00</b>	
<b><u>4700 - Event Sanctioning Income</u></b>					
4720 - Sanc Event player fees					
4720.02 - WJUC	12.410,00	0,00	0,00		
4720.03 - WUCC	83.975,00	0,00	0,00		
4720.04 - Individual Events (DDC etc)	0,00	0,00	0,00		
4720.05 - Pan American Ult	0,00	0,00	0,00	4.000,00	
4720.06 - Asia Oceana/Pacific Ult	0,00	0,00	0,00	2.400,00	
4720.07 - WU23 Ult	0,00	1.480,00	0,00	14.400,00	USAU player fees only
4720.08 - Overall	690,00	0,00	0,00	3.600,00	
4720.09 - Disc Golf	0,00	0,00	0,00	3.000,00	
4720.13 - Beach Ult World	0,00	11.080,00	9.363,33	10.600,00	
Total 4720 - Sanc Event player fees	97.075,00	12.560,00	9.363,33	38.000,00	
4740 - Profit sharing	0,00	0,00	0,00		
4750 - Miscellaneous	0,00	3.500,00	0,00		insurance reimbursement WU23 and WCBU
<b>Total 4700 - Event Sanctioning Income</b>	<b>97.075,00</b>	<b>16.060,00</b>	<b>9.363,33</b>	<b>38.000,00</b>	
<b><u>4800 - Interest/Investment income</u></b>					
4820 - Money Market Acct interest	59,74	24,84	57,67	120,00	
4830 - Other Investment income	0,00	0,00	5,77	10,00	
<b>Total 4800 - Interest/Investment income</b>	<b>59,74</b>	<b>24,84</b>	<b>63,44</b>	<b>130,00</b>	
<b><u>TOTAL INCOME</u></b>	<b>192.418,35</b>	<b>85.035,34</b>	<b>73.692,87</b>	<b>141.840,00</b>	
<b><u>Expense</u></b>					
<b><u>6100 - Event Management</u></b>					
6110 - General event management	1.087,12	0,00	0,00		
6120 - Event service contractors					
6120.03 - WUCC	0,00	1.500,00	0,00		2014 exp Rise Up at WUCC SOTG conference
6120.07 - WU23	0,00	10.343,75	0,00		Ultimate Central (\$5242); SKYD (\$5000)
Total 6120 - Event service contractors	0,00	11.843,75	0,00		
6130 - Event mgmt contractors	255,82	0,00	1.000,00	3.000,00	
6140 - Travel(auto/hotel/food/etc)					
6140.02 - WJUC Travel	1.664,84	0,00	0,00		
6140.03 - WUCC Travel	12.603,81	0,00	0,00		
6140.07 - WU23 Travel	310,30	5.373,81	0,00		VB Site visits; 4 games advisors
6140.13 - Beach Ultimate Championships	0,00	599,62	0,00		
6140.17 - US Open Travel	973,03	681,54	0,00		BG airfare to 2015 US Open
6140 - Travel(auto/hotel/food/etc - Other	146,94	0,00	2.650,00	9.000,00	
Total 6140 - Travel(auto/hotel/food/etc	15.698,92	6.654,97	2.650,00	9.000,00	

**World Flying Disc Federation**  
**Profit Loss V Budget Performance**  
January 1, 2015 through June 23, 2015

	Jan - Dec 14	1/1-6/23/15	YTD Budget	2015 Budget	Notes
6150 - Venue					
6150.13 - WCBU Insurance	0,00	2.000,00	0,00		
6150.07 - WU23 Insurance		1.500,00			
6150 - Venue - Other	0,00	3.000,00	0,00		balance of 2015-16 event insurance costs
Total 6150 - Venue	0,00	6.500,00	0,00		
6160 - Medals					
6160.02 - WJUC Medals	912,00	0,00	0,00		
6160.03 - WUCC	2.242,00	0,00	0,00		
6160.07 - WU23 Medals	0,00	2.026,00	0,00		360 medals at \$5.25 each
6160.08 - Overall Events	597,75	1.615,80	0,00		288 medals @ \$5.35 each
6160 - Medals - Other	0,00	0,00	7.650,00	7.650,00	
Total 6160 - Medals	3.751,75	3.641,80	7.650,00	7.650,00	
6161 - Equipment					
6161.07 - WU23	0,00	668,50	0,00		game discs WU23
Total 6161 - Equipment	0,00	668,50	0,00		
6162 - Merchandise					
6162.07 - WU23	0,00	5.598,65	0,00		merch discs to be sold at WU23
Total 6162 - Merchandise	0,00	5.598,65	0,00		
<b>Total 6100 - Event Management</b>	<b>20.793,61</b>	<b>34.907,67</b>	<b>11.300,00</b>	<b>19.650,00</b>	
<b><u>6200 - Congress expenses</u></b>					
6210 - General Congress expenses	1.167,99	0,00	0,00		
6220 - Travel (air/hotel/food/etc)	714,81	0,00	0,00	7.000,00	
6230 - Venue	0,00	0,00	0,00	500,00	
<b>Total 6200 - Congress expenses</b>	<b>1.882,80</b>	<b>0,00</b>	<b>0,00</b>	<b>7.500,00</b>	
<b><u>6300 - World Games expense</u></b>					
6320 - Travel (air/hotel/food/etc)	341,07	0,00	0,00		
6350 - Communications	0,00	0,00	50,00	100,00	
6370 - Drug Testing at WFDF Events	3.824,82	0,00	0,00	3.000,00	
<b>Total 6300 - World Games expense</b>	<b>4.165,89</b>	<b>0,00</b>	<b>50,00</b>	<b>3.100,00</b>	
<b><u>6400 - WFDF Official Memberships</u></b>					
6410 - Dues (GAISF, IWGA, etc)	6.564,30	6.577,28	8.313,00	8.313,00	inc SportAccord, ICSSPE, IWGA
6440 - Travel(auto.hotel.food.etc)	11.654,40	1.145,26	5.741,67	9.000,00	
6450 - Marketing & PR	1.547,69	0,00	5.000,00	5.000,00	
6470 - WADA/Anti-doping program cost	3.255,53	0,00	2.003,33	5.500,00	
6480 - Miscellaneous	2.220,12	0,00	0,00		
<b>Total 6400 - WFDF Official Memberships</b>	<b>25.242,04</b>	<b>7.722,54</b>	<b>21.058,00</b>	<b>27.813,00</b>	
<b><u>6500 - Special projects</u></b>					
6540 - Development	389,61	0,00	10.600,00	24.000,00	
6541 - Development Grants Program	6.391,54	3.000,00	0,00		pmt of Argentina & Morocco Grants
6542 - Disc Missionary program	736,25	0,00	0,00		
6543 - Spirit of the Game	513,29	1.587,30	0,00		2015 Game Advisor training (GC Airfare)
<b>Total 6500 - Special projects</b>	<b>8.030,69</b>	<b>4.587,30</b>	<b>10.600,00</b>	<b>24.000,00</b>	
<b><u>6600 - Member svcs miscellaneous</u></b>	<b>2.118,71</b>	<b>0,00</b>	<b>0,00</b>		
<b><u>6800 - Administration</u></b>					
6810 - Administrative Contractors fees					
6811 - General Admin Contractors	693,75	187,50	441,67	1.000,00	
6812 - Individual Contractors	72.954,96	37.413,28	35.292,00	73.440,00	
6815 - Beach Ultimate Admin	0,00	0,00	420,97	875,00	
Total 6810 - Administrative Contractors fees	73.648,71	37.600,78	36.154,64	75.315,00	
6820 - Office Supplies					
6821 - General office supplies	0,00	42,07	0,00		
6822 - Office Supplies					
6822.01 - Administrative provider	0,00	111,15	0,00		
6822.02 - Officers & staff	594,42	0,00	0,00		
6822 - Office Supplies - Other	0,00	0,00	176,67	400,00	
Total 6822 - Office Supplies	594,42	111,15	176,67	400,00	

**World Flying Disc Federation**  
**Profit Loss V Budget Performance**  
January 1, 2015 through June 23, 2015

	Jan - Dec 14	1/1-6/23/15	YTD Budget	2015 Budget	Notes
6824 · Postage/express mail					
6824.01 · Administrative provider	29,84	38,91	0,00		
6824 · Postage/express mail - Other	295,44	108,79	121,10	250,00	
Total 6824 · Postage/express mail	325,28	147,70	121,10	250,00	
6825 · Software	0,00	0,00	250,00	250,00	
Total 6820 · Office Supplies	919,70	300,92	547,77	900,00	
6830 · Communications & Internet					
6832 · Board Conference Calls	0,00	0,00	242,20	500,00	
6833 · Telephone/fax					
6833.01 · Administrative provider	0,00	679,41	0,00		
6833 · Telephone/fax - Other	448,68	0,00	480,40	1.000,00	
Total 6833 · Telephone/fax	448,68	679,41	480,40	1.000,00	
6834 · Internet hosting	617,95	397,57	500,00	500,00	
6835 · Communications contractors	1.503,97	0,00	865,00	1.800,00	
Total 6830 · Communications & Internet	2.570,60	1.076,98	2.087,60	3.800,00	
6840 · Other Services/fees					
6842 · Accounting services	3.543,75	368,75	2.995,83	3.700,00	bookkeeper 1st qtr only
6843 · Legal Services	297,50	56,25	191,67	500,00	
Total 6840 · Other Services/fees	3.841,25	425,00	3.187,50	4.200,00	
6850 · Insurance	1.951,00	600,00	1.950,00	1.950,00	VB 2014 & 2015. NOTE: Directors and Officers insurance was paid in May 2014. Policy may have lapsed!!!
6860 · Bank fees/Othr fin transactions					
6861 · General bank fees	197,25	128,31	144,17	300,00	
6862 · Service charges	240,89	107,21	86,50	180,00	
6863 · Wire transfer charges	1.901,00	1.070,00	893,33	1.200,00	
Total 6860 · Bank fees/Othr fin transactions	2.339,14	1.305,52	1.124,00	1.680,00	
6870 · Travel - air/auto/food/htl/comm					
6871 · Travel - Admin provider	535,68	0,00	2.000,00	4.000,00	
6872 · Travel - Officers and staff	11.024,91	232,55	5.000,00	5.000,00	
Total 6870 · Travel - air/auto/food/htl/comm	11.560,59	232,55	7.000,00	9.000,00	
<b>Total 6800 · Administration</b>	<b>96.830,99</b>	<b>41.541,75</b>	<b>52.051,51</b>	<b>96.845,00</b>	
<b>TOTAL EXPENSE</b>	<b>159.064,73</b>	<b>88.759,26</b>	<b>95.059,51</b>	<b>178.908,00</b>	
<b>NET ORDINARY INCOME</b>	<b>33.353,62</b>	<b>-3.723,92</b>	<b>-21.366,64</b>	<b>-37.068,00</b>	

**World Flying Disc Federation**  
**Dues Payments as of June 23, 2015**

Regular Members	Balance due 2014 (or overpaid)	2015 Census	2015 Dues	Date paid	2015 amt paid	Balance due 2015
Argentina		95	300,00	5.13.15	300,00	0,00
Australia		6374	4.800,00	4.1.15	4.775,00	25,00
Austria		2602	3.903,00	3.13.15	3.903,00	0,00
Belgium		1119	1.678,50	3.25.15	1.648,50	30,00
Brazil		250	375,00	4.1.15	375,00	0,00
Canada		38171	4.800,00	4.4.15	4.800,00	0,00
China P.R. of	\$5,00	475	712,50			712,50
Chinese Taipei		1000	1.500,00	4.14.15	1.500,00	0,00
Colombia		1724	2.586,00	3.31.15	2.586,00	0,00
Congo	(\$50,00)	200	300,00			300,00
Czech Republic	(\$18,00)	484	727,50	3.20.15	727,50	0,00
Denmark		493	739,50	3.31.15	739,50	0,00
Dominican Republic		141	300,00	5.27.15	300,00	0,00
Estonia		77	300,00	4.16.15	300,00	0,00
Finland	(\$20,00)	666	999,00	4.13.15	979,00	20,00
France		2940	4.410,00	4.9.15	4.410,00	0,00
Freestyle Players Ass.		130	300,00	6.22.15	300,00	0,00
Germany		3991	4.800,00	3.27.15	4.800,00	0,00
Hong Kong		120	300,00	3.13.15	300,00	0,00
Hungary		350	525,00	3.22.15	525,00	0,00
Iceland						0,00
India (UPAI)		361	541,50	3.26.15	541,50	0,00
Ireland		437	592,50	3.27.15	655,50	-63,00
Israel		342	513,00	5.26.15	513,00	0,00
Italy	(\$25,00)	648	972,00			972,00
Japan	\$28,85	3943	4.800,00	4.8.15	4.800,00	4.800,00
Latvia		413	619,50	4.21.15	619,50	0,00
Mexico		850	1.275,00	3.27.15	1.275,00	0,00
Netherlands		1278	1.917,00	3.18.15	1.917,00	0,00
New Zealand	\$0,01	634	951,00	3.16.15	951,00	0,00
Norway		1612	2.418,00	6.5.15	2.418,00	0,00
PDGA		24443	4.800,00	4.4.15	4.800,00	0,00
Panama		168	300,00	6.1.15	300,00	0,00
Philippines	(\$15,00)	378	567,00	4.7.15	552,00	15,00
Poland		849	1.273,50			1.273,50
Portugal		100	300,00	3.30.15	300,00	0,00
Russian Federation		429	643,50			643,50
Singapore	\$585,00	728	1.092,00			1.092,00
Slovakia		252	378,00	3.25.15	378,00	0,00
Slovenia	(\$22,00)	100	300,00			300,00
South Africa	(\$7,50)	395	592,50	5.14.15	592,50	0,00
South Korea		191	300,00	4.22.15	300,00	0,00
Spain		797	1.195,50	3.24.15	1.181,50	14,00
Sweden		1053	1.579,50	3.16.15	1.579,50	0,00
Switzerland		900	1.350,00	6.16.15	1.350,00	0,00
Turkey	(\$40,00)	215	322,50			322,50
Uganda		220	165,00	4.23.15	165,00	0,00 50% as per ExCom decision
Ukraine		208	312,00			312,00
United Arab Emirates		80	300,00			300,00
UK Ultimate		3621	4.800,00	6.18.15	4.800,00	0,00
USA Ultimate (USAU)		48914	4.800,00	4.4.15	4.800,00	4.800,00
US Guts Player's Assn		175	300,00	3.23.15	300,00	0,00
Venezuela		120	588,00	5.1.15	588,00	0,00
	421,36	156.256,00	75.214,50		68.945,50	15.869,00

# World Flying Disc Federation

## Proposed Budget and Projections 2015 - 2019

(figures in US\$)	2012 Actual	2013 Actual	2014 Actual	2015 Budget	2016P	2017P	2018 P	2019 P	2020 P	Comments
<b>INCOME</b>										
<b>4000 - Dues</b>										
4010 - Regular member dues										
4011 - Current regular mbr dues	54,717	58,690	67,708,36	66,560	72,420	73,670	74,936	76,124	77,352	see Dues revenues 2009-2019
4012 Non-current Reg Mbr dues	27	599	159,00							
4013 - New Member conversion	510	860	1,363,75	900	2,100	1,200	600	300	600	new member conversion 2016 – 7, 2017 – 4, 2018 – 2, 2019 – 1, 2020 – 2
Total 4010 - Regular member dues	55,254	60,149	69,231	67,460	74,520	74,870	75,536	76,424	77,952	
4050 - Overpayments			585,00							
<b>Total 4000 - Dues</b>	<b>55,254</b>	<b>60,149</b>	<b>69,816</b>	<b>67,460</b>	<b>74,520</b>	<b>74,870</b>	<b>75,536</b>	<b>76,424</b>	<b>77,952</b>	
<b>4300 - Sponsorship</b>										
4310 - General sponsorship	0	0	0	5,000	10,000	10,000	10,000	10,000	10,000	2016 adjusted for contract with VC Ultimate
4320 - Sanctioned Event related	0	0	0	0	0	0	0	0	0	
4330 - World Games Related	0	0	0	0	0	0	0	0	0	
4390 Value in Kind	750		467,50	0	1,200	1,000	1,000	1,000	1,000	2015/16 - 300 discs @ \$4/disc from Discraft, carried forward to 2020
<b>Total 4300 - Sponsorship</b>	<b>750</b>	<b>0</b>	<b>468</b>	<b>5,000</b>	<b>11,200</b>	<b>11,000</b>	<b>11,000</b>	<b>11,000</b>	<b>11,000</b>	
<b>4400 - Merchandise &amp; Other sales</b>										
4410 - General Merch Sales	0	0	0	250	500	500	750	750	750	Conservative estimate for WFDF-branded merchandise based on contract with VC Ultimate
4420 - Event Related Merch Sales	0	0	0	0	47,450	0	25,000	0	25,000	for budgeting top level - will create subaccounts : 37.5k for WUGC, 11.7K for WJUC based on VC contract. Discounted estimates for even years based on confidence of contract renewal.
4430 - Miscellaneous income	0	0	0	0	0	0	0	0	0	
<b>Total 4400 - Merchandise &amp; Other sales</b>	<b>0</b>	<b>0</b>	<b>0</b>	<b>250</b>	<b>47,950</b>	<b>500</b>	<b>25,750</b>	<b>750</b>	<b>25,750</b>	
<b>4500 - Donations and Grants</b>										
4510 - Ultimate Peace Management Revenue	0	0	0	0	0	0	0	0	0	
4515 - General	0	1	0	0	0	0	0	0	0	
4516 IOC	0	25,000	25,000	25,000	25,000	25,000	25,000	25,000	25,000	IOC Contribution to Recognized IFs
4517 - ARISF	0	0	0	6,000	6,000	6,000	6,000	6,000	6,000	ARISF Contribution to Recognized IFs for Development
4520 - Event related	0	0	0	0	0	0	0	0	0	
4530 - World Games related	0	0	0	0	0	0	0	0	0	
<b>Total 4500 - Donations</b>	<b>0</b>	<b>25,001</b>	<b>25,000</b>	<b>31,000</b>	<b>31,000</b>	<b>31,000</b>	<b>31,000</b>	<b>31,000</b>	<b>31,000</b>	
<b>4700 - Event Sanctioning Income</b>										
4710 - General Event Income	0	0	0	0	0	0	0	0	0	
4720 - Sanc Event player fees			0							
4720.01 WUGC*	41,760	0	0	0	41,400	0	0	0	41,400	
4720.02 WJUC*	10,275	0	12,410	0	10,800	0	10,800	0	12,000	
4720.03 WUCC	0	0	83,975	0	0	0	60,000	0	0	
4720.04 Individual events (DDC, distance, etc)	0	0	0	0	0	0	0	0	0	Assumes Field Events are included in WOC
4720.05 Pan American Ult Champ**	0	3,420	0	4,000	0	4,800	0	4,800	0	
4720.06 Asia Oceania/Pacific Ult Champ**	0	3,200	0	2,400	0	3,000	0	3,000	0	
4720.07 WU23 (or U19)	0	15,300	0	14,400	0	14,400	0	14,400	0	
4720.08 Overall Champ/Freestyle		251	690	3,600	0	4,000	0	5,000	0	
4720.09 Disc Golf	0	0	0	3,000	1,350	3,000	0	3,000	1,800	World Disc Golf Team event
4720.10 Misc EvSanc income	0	0	0	0	0	0	0	0	0	
4720.11 European Ult Champ**	0	0	0	0	0	0	0	0	0	
4720.12 Africa Ult Champ	0	0	0	0	0	0	0	0	0	
4720.13 Beach Ult World Champs	0	0	0	10,600	0	6,500	0	10,000	0	Working agreement with BULA will need to be renegotiated after 2015 event
4720.14 World Games Player fees	0	7,800	0	0	0	8,400	0	0	0	
4720.15 European Beach Ult Champs	0	14,024	0	0	0	0	0	0	0	
Total 4720 - Sanc Event player fees			97,075							
4740 - Profit sharing	0	0	0	0	5,000	0	5,000	0	0	
4750 - Miscellaneous	7,219	36,388	0	0	0	0	0	0	0	
<b>Total 4700 - Event Sanctioning Income</b>	<b>59,254</b>	<b>80,383</b>	<b>97,075</b>	<b>38,000</b>	<b>58,550</b>	<b>44,100</b>	<b>75,800</b>	<b>40,200</b>	<b>55,200</b>	
<b>4800 - Interest/Investment income</b>										
4810 - Checking Acct interest	0	0	0	0	0	0	0	0	0	
4820 - Money Market Acct interest	198	108	60	120	150	180	180	180	180	
4830 - Other Investment income	1	0	0	10	10	10	10	10	10	
<b>Total 4800 - Interest/Investment income</b>	<b>199</b>	<b>108</b>	<b>60</b>	<b>130</b>	<b>160</b>	<b>190</b>	<b>190</b>	<b>190</b>	<b>190</b>	
<b>TOTAL INCOME</b>	<b>115,456</b>	<b>165,642</b>	<b>192,418</b>	<b>141,840</b>	<b>223,380</b>	<b>161,660</b>	<b>219,276</b>	<b>159,564</b>	<b>201,092</b>	
<b>EXPENSE</b>										
<b>6100 - Event Management</b>										
6110 - General event management	0	147	1,087	0	0	0	0	0	0	
6130 - Event mgmt contractors (technical delegate)	0	0	256	3,000	1,000	3,000	1,000	3,000	3,000	Projection based on 1 technical delegate (volunteer) per WFDF major event at \$500 each. Delegate supposed to manage in months leading up to the actual event as well as attend event.
6140 - Travel (auto/hotel/food/etc)	3,322	29		9,000	3,000	9,000	3,000	9,000	9,000	Projection based on 1 technical delegate (volunteer) per WFDF major event at \$1,500 each. Goal is to recruit vol from same continent as event to save on travel costs.
6140.01 WUGC Travel	3,322		0							
6140.02 - WJUC Travel			1,665							
6140.03 - WUCC Travel			12,604							
6140.05 Pan Am Championships	0	1,863	0							
6140.07 - WU23 Travel	0	749	310							
6140.13 Beach Ultimate Champ	0	164	0							
6140.17 - US Open Travel		393	973							
6140 - Travel (auto/hotel/food/etc) - Other			147							
Total 6140 - Travel(auto/hotel/food/etc)			15,699							

# World Flying Disc Federation

## Proposed Budget and Projections 2015 - 2019

(figures in US\$)	2012 Actual	2013 Actual	2014 Actual	2015 Budget	2016P	2017P	2018 P	2019 P	2020 P	Comments
6150 - Venue	5.360									Cost of event liability insurance for world and regional events that cannot obtain locally; cost flows through so not projected
6150.01 WUGC (event insurance)	5.360		0							
6150.05 - Event Ins Pan Am Champs	0	2.140	0							
6150.06 - Asia Oceania Event Insurance		2.996	0							
6150.08 - Overall Event Insurance		428	0							
Total 6150 - Venue			0							
6160 - Medals	2.627			7.650	5.400	7.650	5.400	7.650	5.400	Approximately \$4.50 per medal; projections based on following: WUCC/WUGC - 900 medals; WCBU - 600 Medals; youth Ultimate events - 300; WOC/DG - 100
6160.01 WUGC	1.859		0							
6160.02 WJUC	768		912							
6160.03 WUCC			2.242							
6160.05 Pan Am Champ		840	0							
6160.06 Asia Oceania Champs		840	0							
6160.07 WU23		1.260	0							
6160.08 Overall Champs		529	598							
6160 Medals Other			0							
Total 6160 - Medals			3.752							
6170 - Marketing and PR	750	0	0	5.000	10.000	5.000	5.000	5.000	5.000	resources for PR and marketing
6190 - Other event mgt costs	0	0	0	0	0	0	0	0	0	
<b>Total 6100 - Event Management</b>	<b>12.058</b>	<b>12.378</b>	<b>20.794</b>	<b>24.650</b>	<b>19.400</b>	<b>24.650</b>	<b>14.400</b>	<b>24.650</b>	<b>22.400</b>	
<b>6200 - Congress expenses</b>										
6210 - General Congress expenses			1.168							
6220 - Travel (air/hotel/food/etc)	4.075	4.730	715	7.000	7.250	7.500	7.750	8.000	8.000	Travel for Executive Director + ExComm
6230 - Venue	0	381	0	500	500	500	500	500	500	WFDF major event contracts require LOC to provide meeting room and food for Congress
6240 - Communications	0	0	0	0	0	0	0	0	0	
6260 - Other	0	0	0	0	0	0	0	0	0	
<b>Total 6200 - Congress expenses</b>	<b>4.075</b>	<b>5.111</b>	<b>1.883</b>	<b>7.500</b>	<b>7.750</b>	<b>8.000</b>	<b>8.250</b>	<b>8.500</b>	<b>8.500</b>	
<b>6300 - World Games expense</b>										
6310 - General World Games	0	441	0	0	0	0	0	0	0	
6320 - Travel (air/hotel/food/etc)	0	6.303	341	0	0	8.000	0	0	0	
6330 - Medals	0	0	0	0	0	0	0	0	0	IWGA secures medals
6340 - Marketing & PR	0	0	0	0	0	0	0	0	0	
6350 - Communications		14.929	0	100	100	500	100	100	100	
6360 - Pass thru World Games exp - Other		17.334								
6370 - Drug testing at WFDF events	0	2.294	3.825	3.000	3.000	3.000	3.000	3.000	3.000	
<b>Total 6300 - World Games expense</b>	<b>0</b>	<b>41.301</b>	<b>4.166</b>	<b>3.100</b>	<b>3.100</b>	<b>11.500</b>	<b>3.100</b>	<b>3.100</b>	<b>3.100</b>	
<b>6400 - WFDF Official Memberships</b>										
6410 - Dues (SportAccord, IWGA, etc)	6.605	7.251	6.564	8.313	8.978	9.606	10.374	11.204	12.100	projections of an 8% annual increase
6440 - Travel (auto, hotel, food, etc)	4.645	4.623	11.654	9.000	9.000	9.000	10.200	10.200	11.000	incl \$5000 for IOC related travel
6450 - Marketing & PR	0	0	1.548	10.000	5.000	5.000	5.000	5.000	5.000	Mktg/PR materials (incl video) in advance of 2015 presentation to IOC for permanent status
6460 - Communications	0	0	0	0	0	0	0	0	0	
6470 - WADA/Anti-Doping Program Cost	2.033	4.415	3.256	5.500	5.500	5.500	5.500	5.500	6.000	For communications, travel and other expenses related to WFDF implementation of anti-doping activities (together with 6370)
6480 - Miscellaneous			2.220							
<b>Total 6400 - WFDF Official Memberships</b>	<b>13.283</b>	<b>16.289</b>	<b>25.242</b>	<b>32.813</b>	<b>28.478</b>	<b>29.106</b>	<b>31.074</b>	<b>31.904</b>	<b>34.100</b>	
<b>6500 - Special projects</b>										
6540 - Development	305	5.195	390	24.000	24.000	24.000	24.000	24.000	25.000	For 2015-19, development should average 15% of revenues
6541 - Development Grants Program			6.392							
6542 - Disc Missionary program			736							
6543 - Spirit of the Game			513							
<b>Total 6500 - Special Projects</b>	<b>305</b>	<b>5.195</b>	<b>8.031</b>	<b>24.000</b>	<b>24.000</b>	<b>24.000</b>	<b>24.000</b>	<b>24.000</b>	<b>25.000</b>	
<b>6600 - Member svcs miscellaneous</b>			<b>2.119</b>							
<b>6800 - Administration</b>										
6810 - Administrative Contractors fees										
6811 - General Admin Contractors	769	938	694	1.000	1.000	1.000	1.000	1.000	1.500	D Roddick overall records maintenance
6812 - Individual Contractors	48.000	50.500	72.955	74.414	108.000	110.160	112.363	114.610	116.903	Full time executive director + full time events director
6813 - Administrative provider	0	0	0	0	0	0	0	0	0	
6814 - Other Admin fees	0	0	0	0	0	0	0	0	0	
6815 Beach Ultimate Admin		0	0	875	875	875	875	875	875	Based on BULA Agreement, \$5 per player to be spent on Beach Ultimate. \$1500 set aside for medals for WCBU and balance divided for use over 4 years.
<b>Total 6810 - Administrative Contractors fees</b>	<b>48.769</b>	<b>51.438</b>	<b>73.649</b>	<b>76.289</b>	<b>109.875</b>	<b>112.035</b>	<b>114.238</b>	<b>116.485</b>	<b>119.278</b>	
6820 - Office Supplies										
6822 - Office Supplies	511	343	594	400	450	500	500	500	500	
6823 - Business Cards	0	0	0	0	0	0	0	0	0	
6824 - Postage/express mail	186	19	325	250	250	250	250	250	250	
6825 - Software	0	0	0	250	250	250	250	250	250	
<b>Total 6820 - Office Supplies</b>	<b>697</b>	<b>362</b>	<b>919</b>	<b>900</b>	<b>950</b>	<b>1.000</b>	<b>1.000</b>	<b>1.000</b>	<b>1.000</b>	
6830 - Communications & Internet										
6832 - Board Conference Calls	790	329	0	500	500	500	500	500	500	
6833 - Telephone/fax	0	0	449	1.000	1.000	1.000	1.000	1.000	1.000	
6834 - Internet hosting	1.702	956	618	500	650	500	500	500	750	Includes renewal of domain registration in 2016
6835 - Communications Contractors	4.312	3.056	1.504	1.800	1.800	1.800	1.800	1.800	1.800	2014 forward includes \$100 per month maintenance plus \$600 per year for special project.
<b>Total 6830 - Communications &amp; Internet</b>	<b>6.804</b>	<b>4.341</b>	<b>2.571</b>	<b>3.800</b>	<b>3.950</b>	<b>3.800</b>	<b>3.800</b>	<b>3.800</b>	<b>4.050</b>	
6840 - Other Services/fees										
6842 - Accounting services	3.043	2.863	3.544	3.700	5.000	5.000	5.000	5.000	5.000	monthly bookkeeping + annual audit and tax return

**World Flying Disc Federation**  
**Proposed Budget and Projections 2015 - 2019**

(figures in US\$)	2012 Actual	2013 Actual	2014 Actual	2015 Budget	2016P	2017P	2018 P	2019 P	2020 P	Comments
6843 - Legal Services	373	10	298	500	500	500	500	500	500	
<b>Total 6840 - Other Services/fees</b>	<b>3.416</b>	<b>2.873</b>	<b>3.841</b>	<b>4.200</b>	<b>5.500</b>	<b>5.500</b>	<b>5.500</b>	<b>5.500</b>	<b>5.500</b>	
<b>6850 - Insurance</b>	<b>1.749</b>	<b>1.776</b>	<b>1.951</b>	<b>1.950</b>	<b>2.150</b>	<b>2.150</b>	<b>2.350</b>	<b>2.350</b>	<b>2.500</b>	Increase by \$200 every two years based on historical experience. 2013 actual \$1,776 w/ add'l coverage to add prof. liability
6860 - Bank fees/Othr fin transactions										
6861 - General bank fees	289	276	197	300	300	300	300	300	300	
6862 - Service charges	0	179	241	180	180	180	180	180	180	
6863 - Wire transfer charges	1.185	1.125	1.901	1.200	1.200	1.500	1.500	1.500	1.500	
6864 - Overdraft charges	0	0	0	0	0	0	0	0	0	
6865 - Foreign exchange adjustments		0	0	0	0	0	0	0	0	
<b>Total 6860 - Bank fees/Othr fin transactions</b>	<b>1.474</b>	<b>1.580</b>	<b>2.339</b>	<b>1.680</b>	<b>1.680</b>	<b>1.980</b>	<b>1.980</b>	<b>1.980</b>	<b>1.980</b>	
6870 - Travel - air/auto/food/htl/comm										
6871 - Travel - Admin provider	173	1.000	536	4.000	4.000	4.000	4.000	4.000	4.000	General travel for Executive Director and Event Manager
6872 - Travel - Officers and staff	10.438	0	11.025	5.000	12.000	0	12.000	0	12.000	Biannual Board meeting and IOC Meeting Travel
<b>Total 6870 - Travel - air/auto/food/htl/comm</b>	<b>10.611</b>	<b>0</b>	<b>11.561</b>	<b>9.000</b>	<b>16.000</b>	<b>4.000</b>	<b>16.000</b>	<b>4.000</b>	<b>16.000</b>	
<b>Total 6800 - Administration</b>	<b>73.520</b>	<b>62.370</b>	<b>96.831</b>	<b>97.819</b>	<b>140.105</b>	<b>130.465</b>	<b>144.868</b>	<b>135.115</b>	<b>150.308</b>	
<b>TOTAL EXPENSE</b>	<b>103.242</b>	<b>142.643</b>	<b>159.064</b>	<b>189.882</b>	<b>222.833</b>	<b>227.721</b>	<b>225.692</b>	<b>227.269</b>	<b>243.408</b>	
<b>Net revenue</b>	<b>12.214</b>	<b>22.998</b>	<b>33.354</b>	<b>-48.042</b>	<b>547</b>	<b>-66.062</b>	<b>-6.417</b>	<b>-67.706</b>	<b>-42.316</b>	
<b>ASSETS</b>										
<b>Cash and Cash equivalents</b>	<b>273.443</b>	<b>275.905</b>	<b>335.790</b>	<b>287.748</b>	<b>288.295</b>	<b>222.233</b>	<b>215.817</b>	<b>148.111</b>	<b>105.795</b>	
<b>Accounts receivable</b>	<b>0</b>	<b>300</b>	<b>0</b>	<b>0</b>	<b>0</b>	<b>0</b>				
<b>Prepaid expenses</b>	<b>4.000</b>	<b>4.000</b>	<b>4.000</b>	<b>4.000</b>	<b>4.000</b>	<b>4.000</b>	<b>4.000</b>	<b>4.000</b>	<b>4.000</b>	ED Salary which is paid the last day of the preceding month (for ex. Jan 2014 was paid last day of Dec 2013)
<b>TOTAL ASSETS</b>	<b>277.443</b>	<b>306.832</b>	<b>339.790</b>	<b>291.748</b>	<b>292.295</b>	<b>226.233</b>	<b>219.817</b>	<b>152.111</b>	<b>109.795</b>	
<b>LIABILITIES &amp; EQUITY</b>										
<b>Total Liabilities</b>	<b>4.789</b>	<b>396</b>	<b>0</b>	<b>0</b>	<b>0</b>	<b>0</b>	<b>0</b>	<b>0</b>	<b>0</b>	
<b>Equity</b>	<b>41.715</b>	<b>41.715</b>	<b>41.715</b>	<b>41.715</b>	<b>41.715</b>	<b>41.715</b>	<b>41.715</b>	<b>41.715</b>	<b>41.715</b>	
<b>1110 Retained Earnings</b>	<b>218.724</b>	<b>241.722</b>	<b>264.721</b>	<b>298.075</b>	<b>250.033</b>	<b>250.580</b>	<b>184.518</b>	<b>178.102</b>	<b>110.396</b>	
<b>Net Income</b>	<b>12.214</b>	<b>22.998</b>	<b>33.354</b>	<b>-48.042</b>	<b>547</b>	<b>-66.062</b>	<b>-6.417</b>	<b>-67.706</b>	<b>-42.316</b>	
<b>Total Equity</b>	<b>272.654</b>	<b>306.436</b>	<b>339.790</b>	<b>291.748</b>	<b>292.295</b>	<b>226.233</b>	<b>219.817</b>	<b>152.111</b>	<b>109.795</b>	
<b>TOTAL LIABILITIES &amp; EQUITY</b>	<b>277.443</b>	<b>306.832</b>	<b>339.790</b>	<b>291.748</b>	<b>292.295</b>	<b>226.233</b>	<b>219.817</b>	<b>152.111</b>	<b>109.795</b>	

# Olympics Target 2024

## Background

It took a minimum of 50 countries for WFDF to be considered for recognition by the International Olympic Committee. We received provisional membership in May 2013 and WFDF's permanent recognition will be voted upon during the 128th IOC Session to be held in Kuala Lumpur from July 30 to August 3, 2015. We were given constructive criticism by the IOC Sports Department staff when approved and it was up to us to show improvement where requested:

### Strengths

"Value added" – emphasis on spirit of the game  
Popularity and growth  
Youth appeal  
Gender inclusiveness  
Development as an IF

### Areas for Improvement

Governance- -gender inclusiveness on the board  
Governance – voting members from Athletes' and Medical Commissions  
History and Tradition – participation in university Games and SportAccord Multi-Sports Games  
Global spread of excellence – broader country strength in competitions

It was also implied that we should have our member association apply for National Olympic Committee recognition in their own countries, to demonstrate the depth of the progress being made. To date we have 11 member countries recognized by their NOCs, including Chinese Taipei, Finland, Hong Kong, Hungary, Japan, Netherlands, Norway, Poland, Sweden, Switzerland and the United States.

The process of getting on the Olympic program is complicated. For the last couple decades, the Summer Games were limited to 28 "sports" and 10,500 athletes, and the program was set 7 years in advance. You may recall the controversy around wrestling being dropped in early 2013, only to be reinserted. There was a very political and expensive lobbying campaign by 8 sports that were considered to replace it, and then a shortlist of three (squash, baseball/softball, and wrestling). <http://olympictalk.nbcsports.com/2013/09/08/wrestling-voted-olympics-baseball-softball-squash/>

There has been a revision of the process, with the adoption of the "Olympic Agenda 2020." <http://www.nydailynews.com/sports/more-sports/baseball-softball-back-2020-olympics-article-1.2037581>. This dropped the limitation of 28 sports and instead goes to an event ("discipline") based system, while keeping the cap on athletes due to logistics. It also allows a host city to select 1-2 disciplines to be included in the program. They are also encouraging gender equality which may open up interest in mixed gender events. This clearly opens up the possibility of inclusion of a new sport like ours. It was felt that these changes were driven by the fact that the IOC is scared about the demographics: the average age of viewership for the London 2010 Games was mid-50s. This is not the cohort that attracts advertisers and is not sustainable long-term. So the IOC is looking for a way to attract youth. The IOC report can be found at: [http://www.olympic.org/documents/olympic\\_agenda\\_2020/olympic\\_agenda\\_2020-20-20\\_recommendations-eng.pdf](http://www.olympic.org/documents/olympic_agenda_2020/olympic_agenda_2020-20-20_recommendations-eng.pdf)

In May of this year, the Tokyo Organising Committee of the 2020 Olympic and Paralympic Games invited the 33 ARISF members with summer sports to apply for consideration for inclusion in the 2020 Games. WFDF submitted an application and we were one of 26 sports federations whose applications were considered. In June, the Tokyo Organising committee announced that 8 IFs had been selected for the final consideration round, and that WFDF was not in the group. The IFs of the eight sports included to the short-list: Baseball/Softball (WBSC), Bowling (WB), Karate (WKF), Roller Sports (FIRS), Sport Climbing (IFSC), Squash (WSF), Surfing (ISA), Wushu (IWUF). While disappointing, it was not surprising since all eight have been pursuing inclusion on the program for decades. Nonetheless, this does show the potential for inclusion far more quickly than we might have previously thought possible.

## Opportunity

Having seen this new process in action, I believe we should take the opportunity to position ourselves for serious consideration inclusion in the next round. The decision for the 2024 Summer Games will be made in 2017 and WFDF plans to put ourselves in the best position to be considered. Five cities that have already announced their interest in bidding – Boston, Budapest, Hamburg, Paris and Rome – and several of these are located in countries where we have a strong program and NGB and the possibility to successfully lobby for the host selection. We note



that our pursuit of the Olympic dream is not going to detract from our core mandates. For example, we have established a US\$24,000 p.a. development budget which is many times the amount we would incrementally invest in the Olympic Games effort. The things we next need to work on are all things that are part of our broader strategies and objectives and thus it is not going to side-track us from our strategic plan to pursue this but rather catalyze recognition and credibility to achieve these goals.

### Required Initiatives

There are four areas of focus if we push forward on this. First, we need to increase our membership to no fewer than 75 countries. Second, we need to work on presenting our top competitive games as professionally as possible, and have them be attractive to spectators. Third, we need to develop a commercial sponsorship program, not only to gain more resources but to demonstrate the commercial contribution that Ultimate can make to the IOC brand. Fourth, we need to find a way into the television broadcast medium, so that we can attract a broader fan base (including no-disc players) as well as show the IOC that we can present to their main audience.

1. **Membership:** There is a minimum criterion of 75 country members, so there is no flexibility on this. We have 60 today. We have been doing some work over the last couple months to identify the most likely candidates for new country members. We have been talking about a few initiatives, such as coaches training clinics already planned around our Continental events this year in Uganda, Hong Kong, and Mexico. We should develop the “Sister Association” program and have our largest member take on one or more countries to get them up the development curve and provide the support.
2. **Presentation:** We need to further refine the presentation of our sport so that our showcase events demonstrate we are ready for the Olympics. This means continuing the work of Brian, Si, and Rueben to ensure that Game Advisors keep Ultimate games moving smoothly and on time, without long delays, while still showcasing spirit of the game, and also making sure that the best aspects of the game are highlighted properly. For disc golf, we will be hosting our first World Championship together with the PDGA in 2016, and we should develop this property as quickly as possible to position disc golf as well. The key for us will be able to preserve most of the best aspects of being a player-focused sport while broadening the appeal and attractiveness to an audience beyond fervent disc players.
3. **Sponsorship:** There is no reason why WFDF shouldn’t be able to develop a commercial sponsorship relationship for the global brand, but it is going to take work and organization. After speaking to several professionals in the sports marketing business, it was strongly suggested that the first step would be to obtain a valuation of our brand and products from a recognized consultant, so that we know what we are selling and how to value it. We need solid marketing materials and a compelling video or two. And then we need to go out and target the right sponsors and find a way to get them involved. This is going to take some investment: the valuation would likely cost US\$8,000-10,000, we might be able to get a video made for US\$2,000-4,000. But it would pay us back handsomely if we were successful (with funds that can be shared with our NGBs in part to support them), regardless of whether we made it into the Olympics in the next decade or not.
4. **Broadcast:** Streaming has been a great way to bring our games to our direct fan base, nearly wholly made up of disc players. However, to expand our audience, we need to find a way into the television broadcast medium, so that we can attract a broader fan base (including non-disc players) as well as show the IOC that we can present to their main audience. I have had a few meetings so far and there appears to be interest but we will need to find a way to pay for the production costs in order to pursue such a partnership. The goal would be to have a better sense of funding sources, find an anchor broadcast firm in one or multiple countries, and then seek other countries.

### Next Steps

We’d like to get feedback and input from Congress and then work to finalize a proposal and the structure of a working group or committee to put this in action. I see the committee being comprised of a couple board members, qualified individuals out of our NGBs, and perhaps a couple outsiders with an interest in assisting us. We look forward to discussing this at Congress in London and invite e-mail comments as well.

**World Flying Disc Federation**



## **2014 Development Grant Program**

### **Report**



**A report on the World Flying Disc Federation  
2014 development grant program projects  
with the support of**

**the International Olympic Committee (IOC) and  
the Association of IOC Recognised International Federations (ARISF)**

## Table of contents:

	Page
<b>1. Introduction</b>	<b>2</b>
<b>2. Completed projects</b>	
Hungary: Hungarian Frisbee Association School Cup grant	<b>3</b>
Discraft Disc Missionary Program	<b>5</b>
India: Bridging the Gaps: Ultimate Frisbee Youth Camps grant	<b>6</b>
Poland: World Games 2017 Coaching course grant	<b>7</b>
Pan Americas/Europe/Asia Oceania: Continental Association grants	<b>9</b>
<b>3. Projects in progress</b>	
Morocco: Creating a new Ultimate generation grant	<b>10</b>
Argentina: Children identity building and Ultimate development grant	<b>10</b>

---

### Introduction

by Robert L. "Nob" Rauch  
President, World Flying Disc Federation

In the year 2014 the World Flying Disc Federation (WFDF) has conducted its first ever Development Grant program. The program was supported by the International Olympic Committee (IOC) and the Association of IOC Recognised International Sport Federations (ARISF).

In close cooperation with our WFDF Sport for All / Development Commission the Board of Directors has reviewed all development grant applications received and awarded the grants. The Board did not only focus on areas where member associations are established but also encouraged the application from new countries.

The 2014 grants were awarded to all continents showing the true global direction of the WFDF development policy. Projects in Africa, America, Asia, Europe and Oceania benefited from the grants. This report serves as a documentation of the success of the 2014 program.

The WFDF Board has decided to continue the development grant program in 2015 and with the ongoing support of our partners IOC and ARISF we will be able to support Flying Disc sport development in all corners of the World again.

WFDF is looking forward to receiving more interesting project applications and expresses its gratitude to all people working on Flying Disc development around the World. Thank you to the IOC and ARISF for their great support ! We also thank our partner Discraft for providing the equipment for development.

Very truly yours,



Robert L. "Nob" Rauch  
President, World Flying Disc Federation

## Hungary: Hungarian Frisbee Association School Cup grant

by Peter Kramer, Hungarian Frisbee Association

Hungary is one of those WFDF members, where Frisbee sports are still in very early phases of development, where one of the most important obstacles standing in the way of growing big, is people having very little knowledge of what disc sports are. As such, the Board of the Hungarian Frisbee Association (hereinafter HUFA) has approved a mid-term development concept in early 2014, whereby the main strategic goal of this concept was to increase the penetration of disc sports in the society. We truly believe that ultimate Frisbee alone has its own “selling arguments”, and if we bring this sport to a critical mass, then growth can become self-sufficient.

Our goal was to bring the sports to schools in a way, that the effort invested by them remains minimal. To do this, we have invented so-called starter packs, which we then started giving out to selected schools. The selection of the schools was not done in a scientific way at all, we simply posted the information on an online bulletin board which schools can (and occasionally do) read. We eventually received replies from a total of 17 schools, which we consider a pretty good hit rate in the first year of this program, given the number of schools in Budapest being around a few hundred. The targeted age group in these schools were 12-18 years olds.



The content of one starter pack was five ultrastar discs, and a minimum 5-time visit by one of the so-called HUFA Mentors (active Frisbee players) to the school, during which visits our mentors would give Frisbee classes to the students, all this free of charge. In return, the only obligation the schools had to take, is that they would send at least one team to the School Frisbee Cup, a one-day event which was to be held in December 2014.





Knowing that the costs of such program would be beyond the scope of the annual budget of HUFA, we realised that we shall need external funding if we want to follow through with the program we invented. We have successfully applied to WFDF for the development grant, received USD 1500 in September 2014, and the money was entirely spent on buying discs.

Our mentors started their visits to the schools, and came back with an extremely wide scale of experiences. Some schools had small gyms, some had larger gyms, some had no gyms at all. In some schools kids were extremely interested, in some kids would rather kick the disc around.

Some students learnt the basics of the game very fast, some others have had serious issues understanding the basic rules at all, let alone developing basic throwing skills. All-in-all, this first part of the program – being the school visits – was a real success, our estimation is that roughly 1200-1400 students have taken part in at least one PE class where Frisbee played the main role.

In November the time came for schools to meet their part of the deal, and start applying for the School Frisbee Cup. We have sent out application forms for this one day event, and we simply couldn't believe our eyes when applications started flowing in. We planned a one day event, booked an entire football field, which we planned to split up to four playing fields, but very soon it became obvious that one day will not be enough to accommodate all the teams wanting to come and play.

All-in-all we have received applications from a total of 33 teams of sometimes 12-14 kids per team, representing 17 different schools, so we decided to split the event up: the first leg of the School Frisbee Cup for 10-14 year old kids was organised in December 2014, while the second leg for 14-18 year old students was rescheduled to January. Although we didn't count the total number of children taking part in these events, a good guess is that 5-600 youngsters could experience the atmosphere of a Frisbee tournament for the first time in their lives.



We are planning to repeat the school cup in May this year, this time making a one day outdoor event on two adjacent football fields, where all students and teachers can take part at the same time. Word has it from these schools, that there are students asking their PE teachers about the next occasions they get to play disc again. HUFA intends to continue this program also in 2015/2016 by addressing even more schools, and attracting more children towards our beloved sport.

And that doesn't conclude it here. It also must be mentioned, that as a result of this program, 3 of the schools have basically founded regular ultimate teams, with weekly trainings, and a tournament schedule for the remainder of the school year.

HUFA is on the firm opinion that this development concept is indeed working, and we couldn't be more thankful to WFDF who made it all possible by granting the funds for the purchasing of discs.

Please find pictures made at the School Cup as an attachment to this report.

---

### **The WFDF Disc Missionary Program – supported by DISCRAFT**

The WFDF Disc Missionary program aims to providing flying disc athletes travelling to areas where disc sports are not actively practiced or where the sport is under development with a package of 10 discs to distribute or bigger sets for distribution to developing countries. In 2014 the program supported projects in Nicaragua, Uganda, Kenya, Tanzania, Rwanda and Burundi. Further information on the WFDF Development projects: <http://wfdf.org/sport-development>.



DISCRAFT is the official WFDF Ultimate Disc partner – [www.discraft.com](http://www.discraft.com).



## India: Bridging the Gaps - Ultimate Frisbee Youth Camps

by Liz Haynes

In September 2014, World Flying Disc Federation granted Bridging the Gaps: Ultimate Frisbee Youth Camps (formerly known as Ultimate Players Association of India Youth Camps – UPAIYC) \$1,500 for the December 2014 camp in Auroville, Tamil Nadu.

The total funding amount was used to sponsor food and accommodation costs for 45 teens to attend the five day sleepaway camp which approximately costs \$33/teen.

These youth came from various NGOs and schools across India which could afford to pay for travel to and from camp but not food/accommodation. WFDF's grant allowed Bridging the Gaps camps to offer a scholarship for these teens to attend camp.





## Poland: World Games 2017 Coaching course

by Jim Schoettler

I am providing some detail on our trip to Poland to help out with their National team tryouts. In the week prior to our trip, I had several conversations (email and skype) with Michal Dul and Dominik Dobranowski. Their plan was to hold tryouts on Saturday, with a focus on making initial teams Saturday evening. With that in mind, we set up a two part plan. The morning was dedicated to 16 stations where players competed in skill drills against each other and were given a score for each drill. The afternoon session was qualitative, field-based scrimmages (3v3 to 7v7). I think Michal, Dominik and Elwira found both methods useful - particularly in evaluating the players they were less familiar with.



On Saturday evening, we sat down with Michal, Dominik and Elwira to review the day's results. They decided to hold off on making teams that evening, and use Sunday for additional evaluation. We started Sunday by providing some specific pointers on key skill elements, like marking and defensive positioning. The rest of Sunday was spent on 7v7 scrimmages.





The instruction was very well received. My impressions are that Poland has some impressive talent, though limited depth (apparently some of the best players were not there). I think the main challenge is going to be the coaching. First, there was general agreement that the top players, who are used to shining individually, are going to have trouble fitting into roles required in a team with deep talent. Second, I think the coaches will be challenged to establish a sound, comprehensive strategy that addresses the challenges faced by Nationals teams (e.g. limited practice time, easily digestible strategies, etc). I would recommend additional coach training to help develop a more realistic strategy.



All of the Polish organizers, coaches and players were very hospitable to us during our stay - providing accommodation, food, and very fine company. I look forward to following the process of the teams. Thank you and WFDF for this opportunity.

#### Poland: National team tryouts tentative schedule

Time start	Time end	Discipline	Minutes	Description
8:00	8:30	Coaches and captains meeting	0:30	Review schedule, assign observers to stations, explain drill for each station
8:30	9:00	Registration and individual warm-up	0:30	Player information sheets, hand out numbers which will split by gender and separate into 4 equal sized groups (by color code)
9:00	9:10	Introductions	0:10	Explain schedule and set-up for morning session
9:10	10:00	Individual medley	0:50	50 yd sprint ladder, footwork drill, shuttle runs, beep test
10:00	10:10	Break	0:10	
10:10	11:00	Specific skills	0:50	Cone defense drill, blind huck drill, double huck drill
11:00	11:10	Break	0:10	
11:10	12:00	Throwing	0:50	30 throws, Hucks to Zones, Endzone 1v1, McFlugan break the mark
12:00	12:10	Break	0:10	
12:10	13:00	Situational	0:50	Sideline trap, cutting from handler
13:00	15:00	Lunch break	2:00	Coaches captains will aggregate scores from morning stations and divide groups into 12-15 player teams based on these scores. Afternoon will be team based drills. Players should be warmed up and ready to play by 15:00
15:00	15:20	Square drill with blade throws	0:20	Warm-up, catching ability, reading ability
15:20	15:50	Schlick	0:30	Capture-the-flag like game to look at teamwork, general field athleticism, playing roles
15:50	16:00	Break	0:10	
16:00	16:20	Circle drill	0:20	Defensive communication
16:20	16:50	3v3 in box	0:30	Defensive positioning, finding space
16:50	17:20	3v3 in endzone	0:30	Creating space, limiting field on defense
17:20	17:30	Break	0:10	
17:30	18:00	5 possession	0:30	Set play offense, general offense, aggressiveness on turn
18:00	18:10	Cone of Love	0:10	Endurance, recovery time
18:10	18:50	Full scrimmage	0:40	Playing tired
18:50	19:00	Summary, next steps for players	0:10	
19:00	20:00	Coaches/captains meeting	1:00	Discuss tryouts and create teams



Wrocław, 22.09.2014

Volker Bernardi  
Executive Director  
World Flying Disc Federation (WFDF)

Polish Ultimate Players Association warmly welcomes the proposal to host the World Games Coaching course in Wrocław, Poland in 2014.

The Coaching course will be held in the city of Wrocław on 27-28 September 2014.

We confirm that 100 Polish players are invited to attend the Coaching course, the staff and coaches will attend the course, too.

Yours sincerely

Michał Dul

President  
Polish Ultimate Players Association

## Pan Americas/Europe/Asia Oceania: Continental Association grants

by Volker Bernardi

One main focus of the WFDF 2014 Development Grant Program was the support of the establishment of continental structures within the Flying Disc Family. With the foundation of the Asia Flying Disc Federation (AFDF) in 2011 the first step was made towards this direction.

The 2014 program supported the re-foundation of the European Flying Disc Federation (EFDF) as continental body administering all Flying Disc sports on a continental level in Europe.

The foundation of the Pan American Flying Disc Federation completed the new structure as much as possible. The program supported AFDF, EFDF and PAFDF financially making sure that administrative costs for the incorporation and organization could be met.

In 2015 we are looking forward to the foundation of the All Africa Flying Disc Federation (AAFDF).



The foundation members and Board of the Pan American Flying Disc Federation (PAFDF) 2014.

## **Morocco: Creating a new Ultimate generation grant**

by Youness Benbrahim

This project serves as a catalyst for education and practice of flying disc and Ultimate Frisbee. We are trying as association to widely spread this sport in our country “Morocco”. As you know, Morocco is a developing country that needs to get introduced to new kind of sport such as Flying Disc. This is why our strategy is built on theory and practice to teach the young learners the basics of the game. We are intending to use visual and written materials before and alongside with the kinetic one.

Playing the game in the stadiums, beaches, sports halls, as well as outdoor is our primarily target, but then we will be looking forward to creating a whole new generation of specialized athletes in the field.

The project aims to:

- \* Introducing and defining this sport of flying disc.
- \* Encouraging adults and young people to practice this sport.
- \* Organizing training workshops for instructors.
- \* Establishing local/national tournaments (short-term) - international tournaments as long-term goal.

## **Argentina: Children identity building and Ultimate development grant**

by Ian Mackern

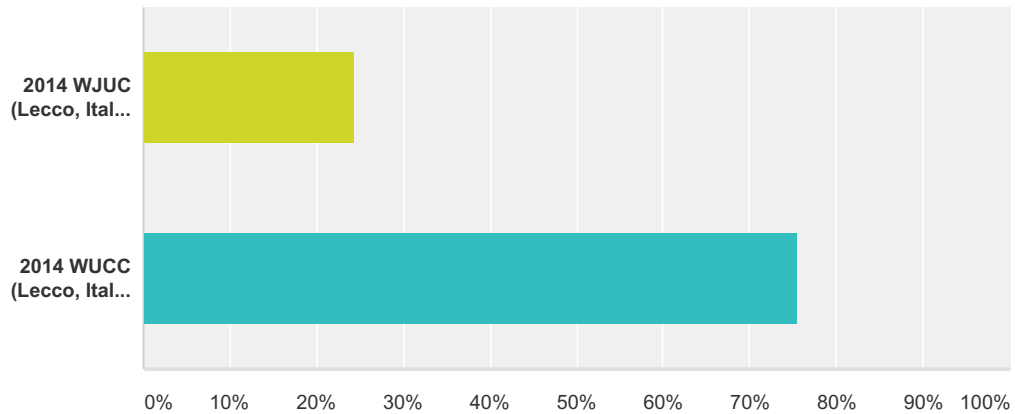
In Argentina, ultimate is relatively new and its community is small, but it is continually growing. The players—argentinians and others from various other countries— have founded “la Asociación de Deportes con Disco Volador de la República Argentina” (ADDVRA) which seeks to develop the sport in the country. After various attempts with slight results, only an approximate 20 percent yearly increase in size has been accomplished. Furthermore, it is a small percentage of adolescents under the age of 18 who play the sport. It is because of this that we aim not only to create Ultimate players but also to develop a project that encourages the strengthening of the social fabric, the integration of genders, and the construction of collective identities in children between 6-18, which will serve as the base of the sport in Argentina’s future. These children may come from vulnerable areas—such as Villas—or any social order. We seek to generate a testified and documented case that takes into account the characteristics of the country, which will permit its subsequent publication. This testimonial began to develop in Villa No. 20 of Villa Lugano – CABA, a settlement on a deferred area of the city of Buenos Aires. The project was conceived in three phases which are based on the work of volunteers and the help of ADDVRA. It seeks to be self-sustaining.

The phases are: Phase 1 – in progress to be completed in December 2013. Phase 2 – In addition to building a fun community, this phase involves the initiation of competition, establishing seedlings in this way. Phase 3 – Aims to initiate the formation of community leaders which will sustain these steps through the self-management of the community, in order to give continuity to the process without neglecting the groups initiated.

We requested funding for the WFDF to help cover some of the costs of phases two and three. Other resources needed to complete the project will be provided by ADDVRA and donations from businesses and the ultimate community of Argentina. Also, cooperative ties have opened with other organizations, such as CODA which brings together physical education teachers and promotes the development of alternative sports like Ultimate.

**Q1 Please select the name of the event attended (If respondent participated in more than one event please complete a survey for each event).**

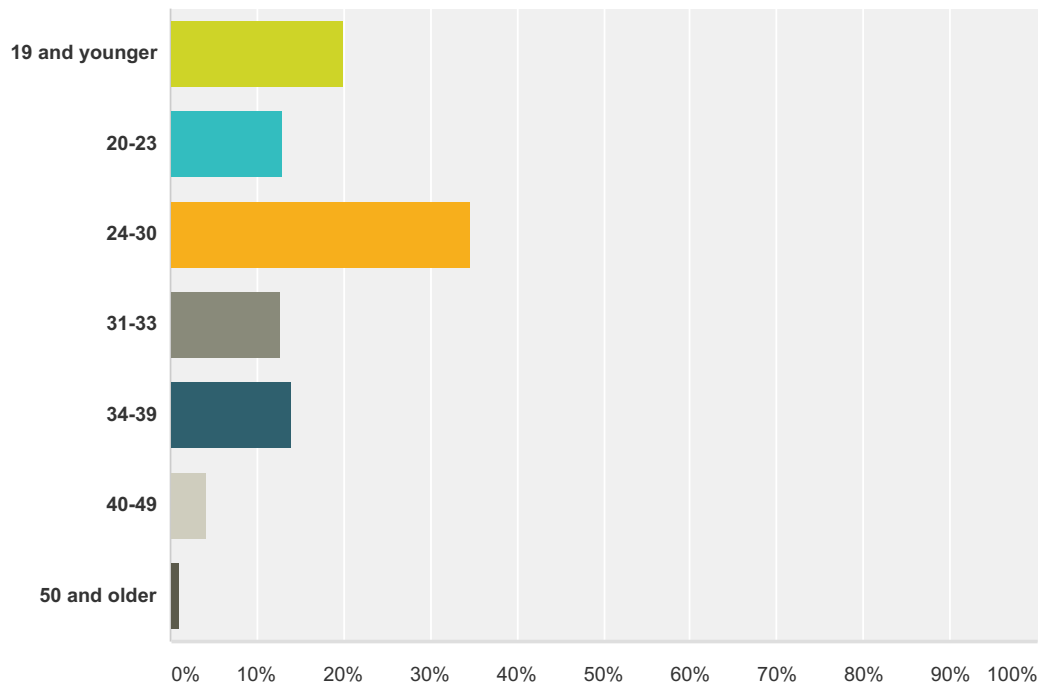
Answered: 933 Skipped: 10



Answer Choices	Responses	
2014 WJUC (Lecco, Italy - July)	24.33%	227
2014 WUCC (Lecco, Italy - August)	75.67%	706
<b>Total</b>		<b>933</b>

## Q2 Please select your age range: (age at the time of the event)

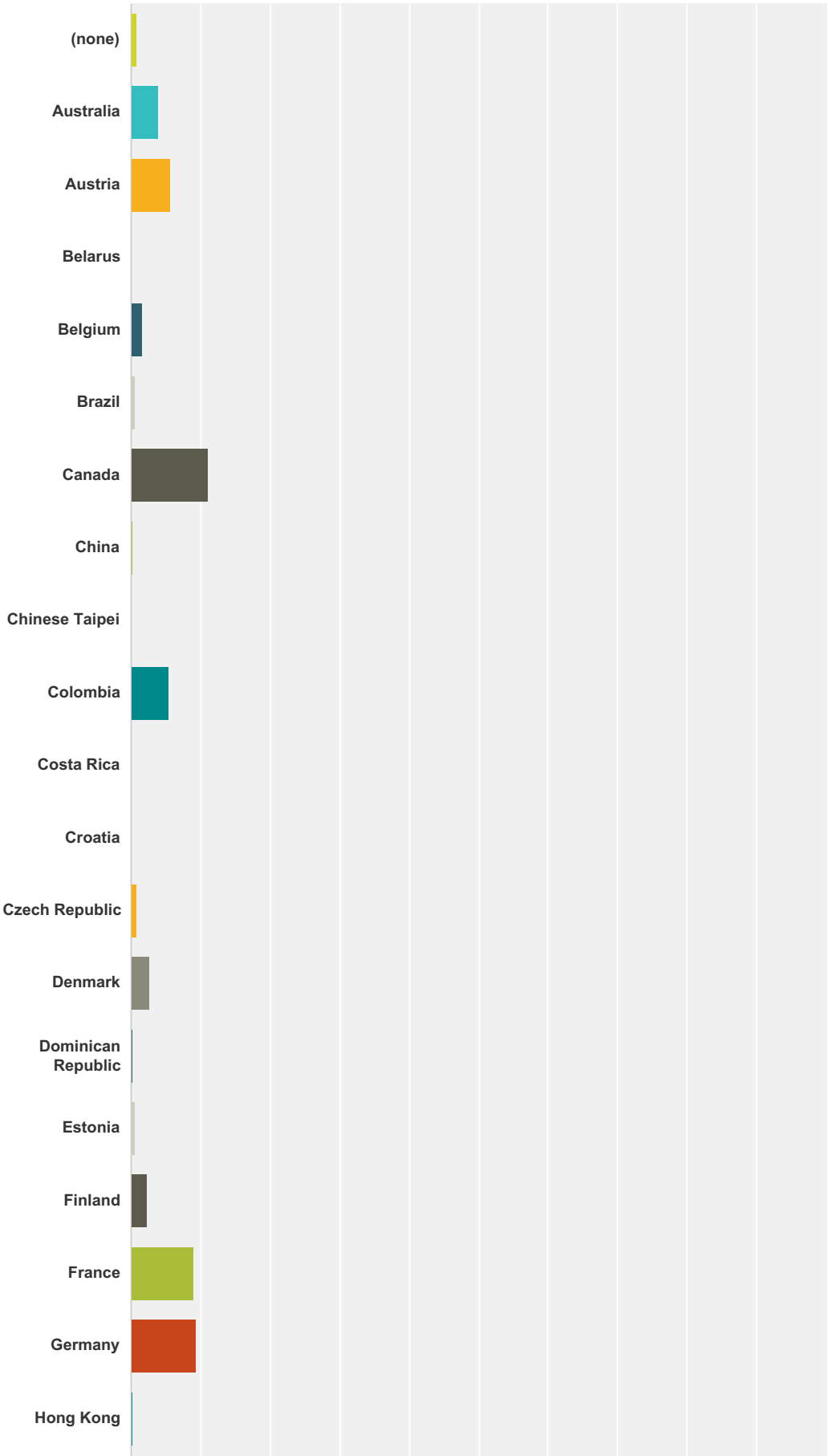
Answered: 884 Skipped: 59



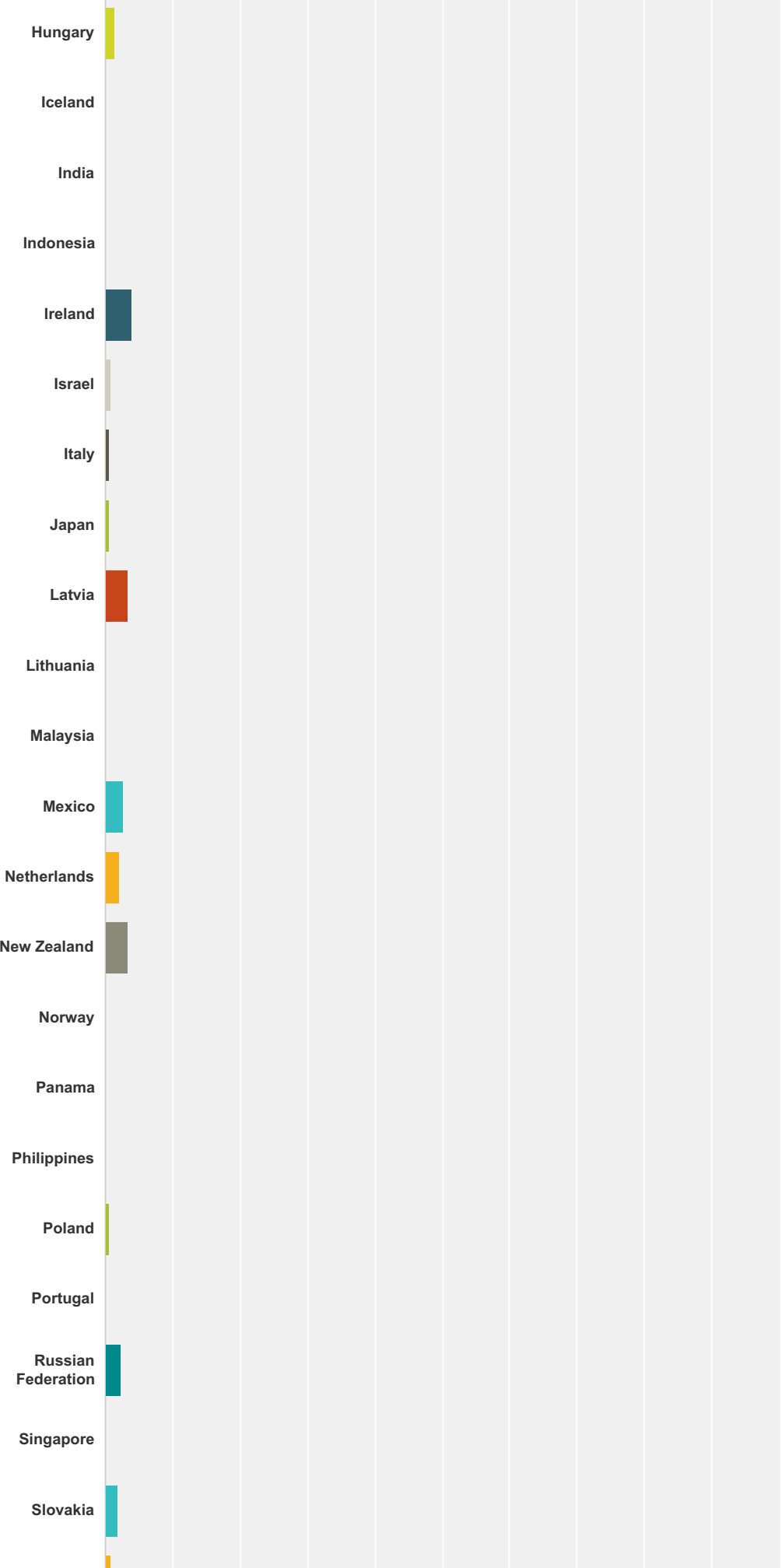
Answer Choices	Responses	
19 and younger	20.14%	178
20-23	13.01%	115
24-30	34.73%	307
31-33	12.78%	113
34-39	14.03%	124
40-49	4.19%	37
50 and older	1.13%	10
<b>Total</b>		<b>884</b>

Q3 What nation did you or your team represent (if any)?

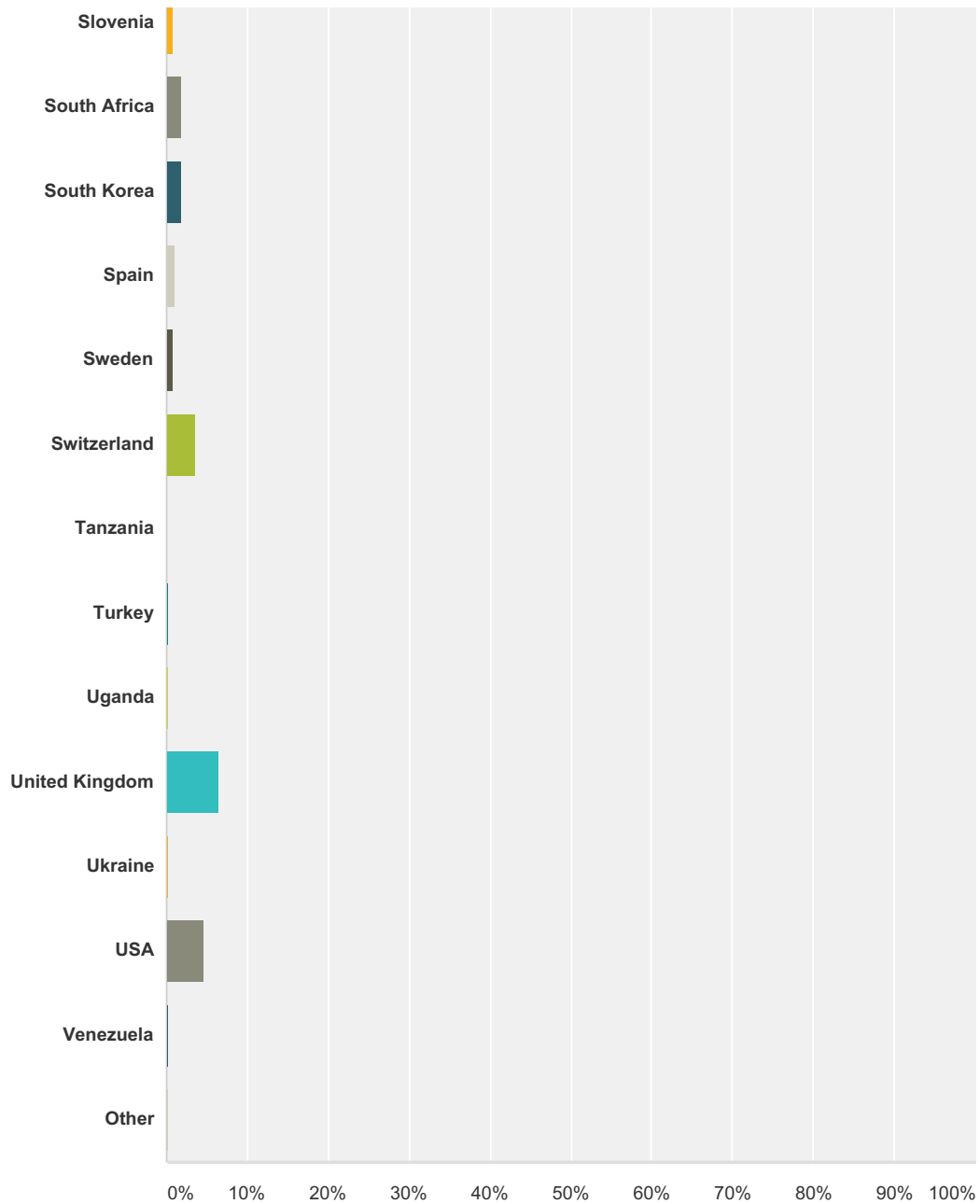
Answered: 879 Skipped: 64



WFDF Event Participant Survey 2014 AC



## WFDF Event Participant Survey 2014 AC



Answer Choices	Responses
(none)	0.91% 8
Australia	3.98% 35
Austria	5.69% 50
Belarus	0.00% 0
Belgium	1.71% 15
Brazil	0.57% 5
Canada	11.15% 98
China	0.11% 1
Chinese Taipei	0.00% 0
Colombia	5.35% 47



## WFDF Event Participant Survey 2014 AC

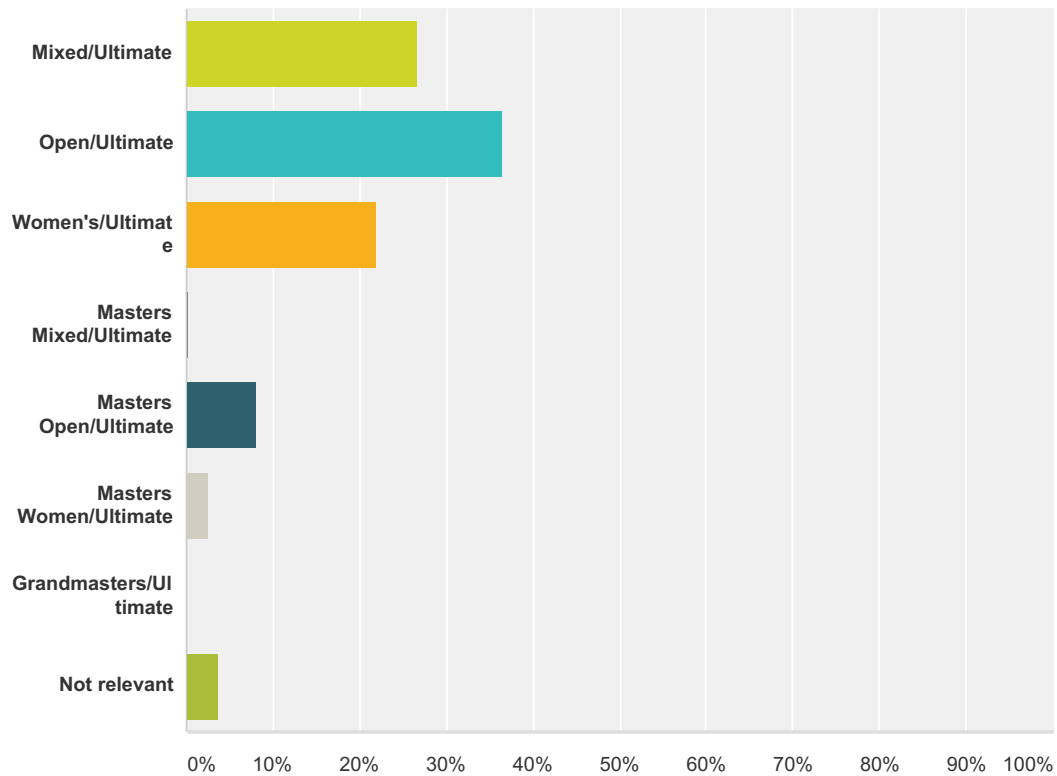
Costa Rica	0.00%	0
Croatia	0.00%	0
Czech Republic	0.80%	7
Denmark	2.62%	23
Dominican Republic	0.23%	2
Estonia	0.68%	6
Finland	2.39%	21
France	8.87%	78
Germany	9.44%	83
Hong Kong	0.23%	2
Hungary	1.48%	13
Iceland	0.00%	0
India	0.00%	0
Indonesia	0.00%	0
Ireland	3.87%	34
Israel	0.80%	7
Italy	0.57%	5
Japan	0.68%	6
Latvia	3.30%	29
Lithuania	0.00%	0
Malaysia	0.00%	0
Mexico	2.62%	23
Netherlands	2.05%	18
New Zealand	3.30%	29
Norway	0.00%	0
Panama	0.00%	0
Philippines	0.00%	0
Poland	0.68%	6
Portugal	0.00%	0
Russian Federation	2.28%	20
Singapore	0.00%	0
Slovakia	1.82%	16
Slovenia	0.91%	8
South Africa	1.82%	16

## WFDF Event Participant Survey 2014 AC

South Korea	1.82%	16
Spain	1.02%	9
Sweden	0.80%	7
Switzerland	3.53%	31
Tanzania	0.00%	0
Turkey	0.23%	2
Uganda	0.11%	1
United Kingdom	6.37%	56
Ukraine	0.23%	2
USA	4.66%	41
Venezuela	0.23%	2
Other	0.11%	1
<b>Total</b>		<b>879</b>

### Q4 Division that you participated in, or that you spent most time watching, if any:

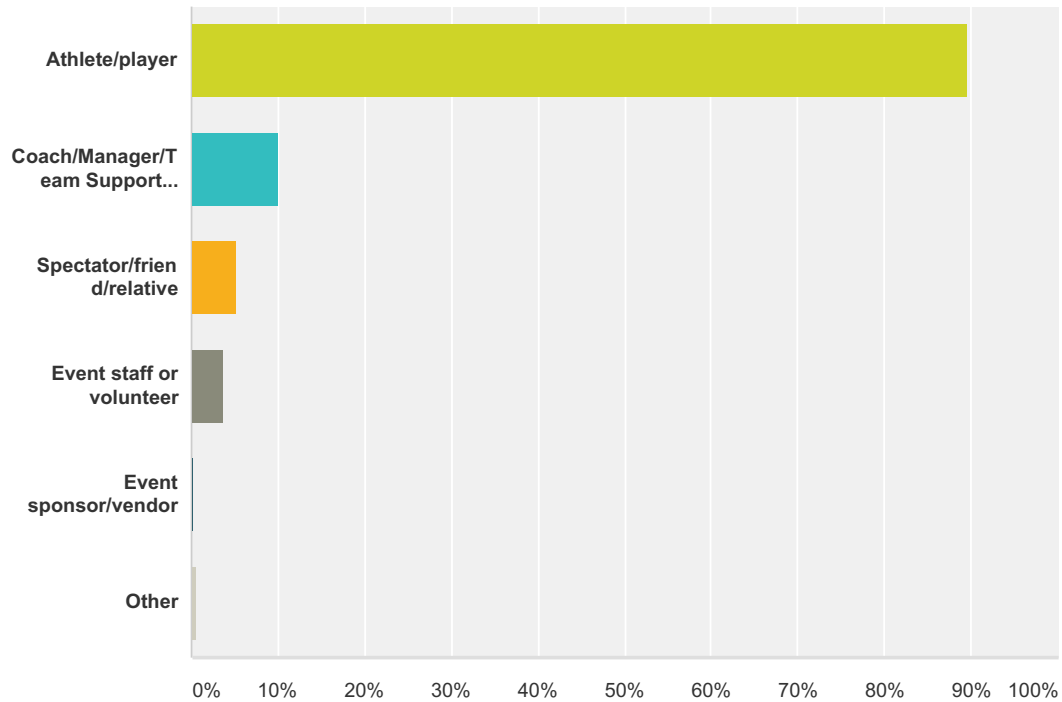
Answered: 882 Skipped: 61



Answer Choices	Responses
Mixed/Ultimate	26.76% 236
Open/Ultimate	36.62% 323
Women's/Ultimate	22.00% 194
Masters Mixed/Ultimate	0.11% 1
Masters Open/Ultimate	8.16% 72
Masters Women/Ultimate	2.61% 23
Grandmasters/Ultimate	0.00% 0
Not relevant	3.74% 33
<b>Total</b>	<b>882</b>

### Q5 Role in which you participated in the event (you may choose more than one):

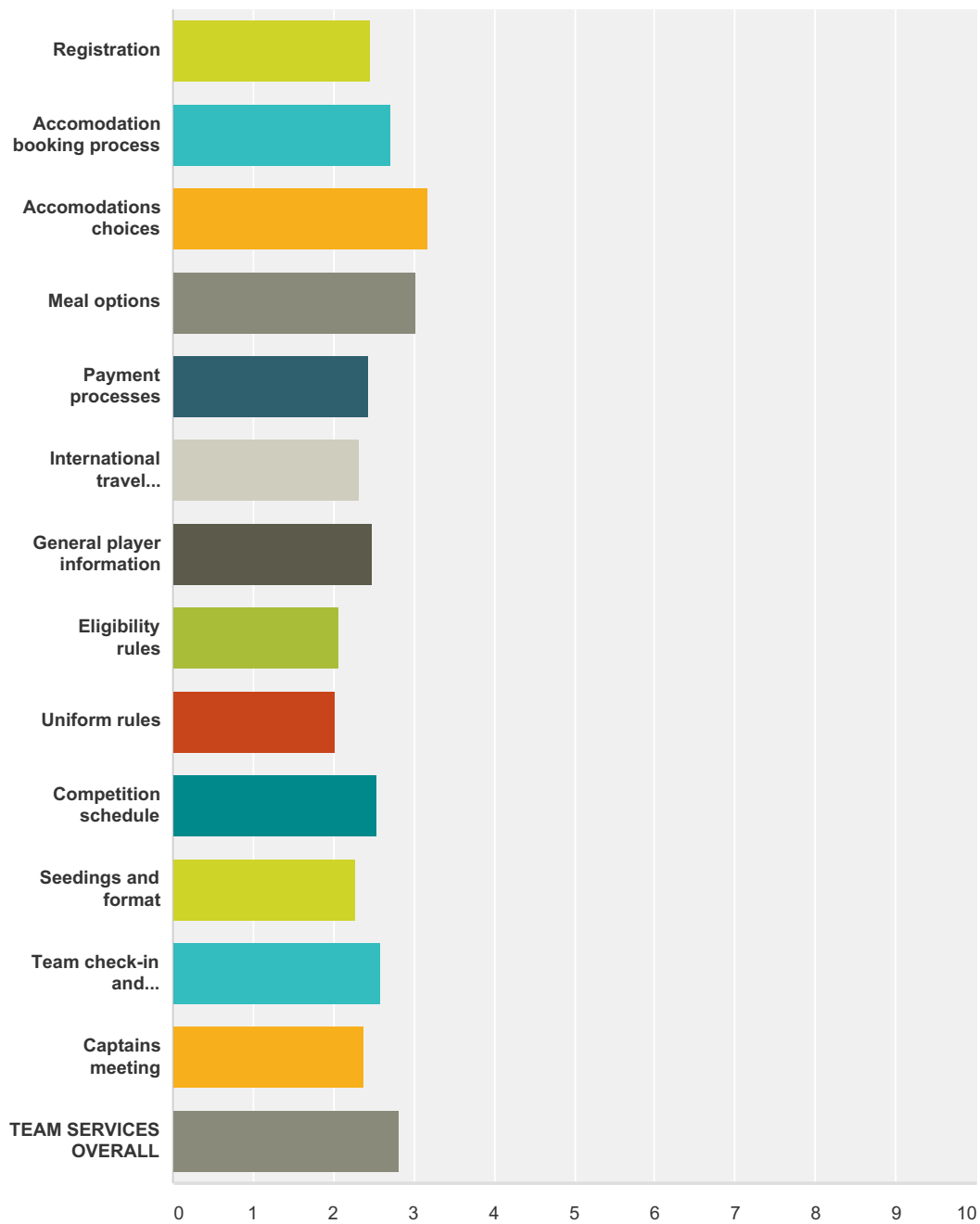
Answered: 886 Skipped: 57



Answer Choices	Responses	
Athlete/player	89.50%	793
Coach/Manager/Team Support Staff	10.05%	89
Spectator/friend/relative	5.30%	47
Event staff or volunteer	3.84%	34
Event sponsor/vendor	0.11%	1
Other	0.68%	6
Total Respondents: 886		

**Q6 Please select one for each service area.**

Answered: 754 Skipped: 189



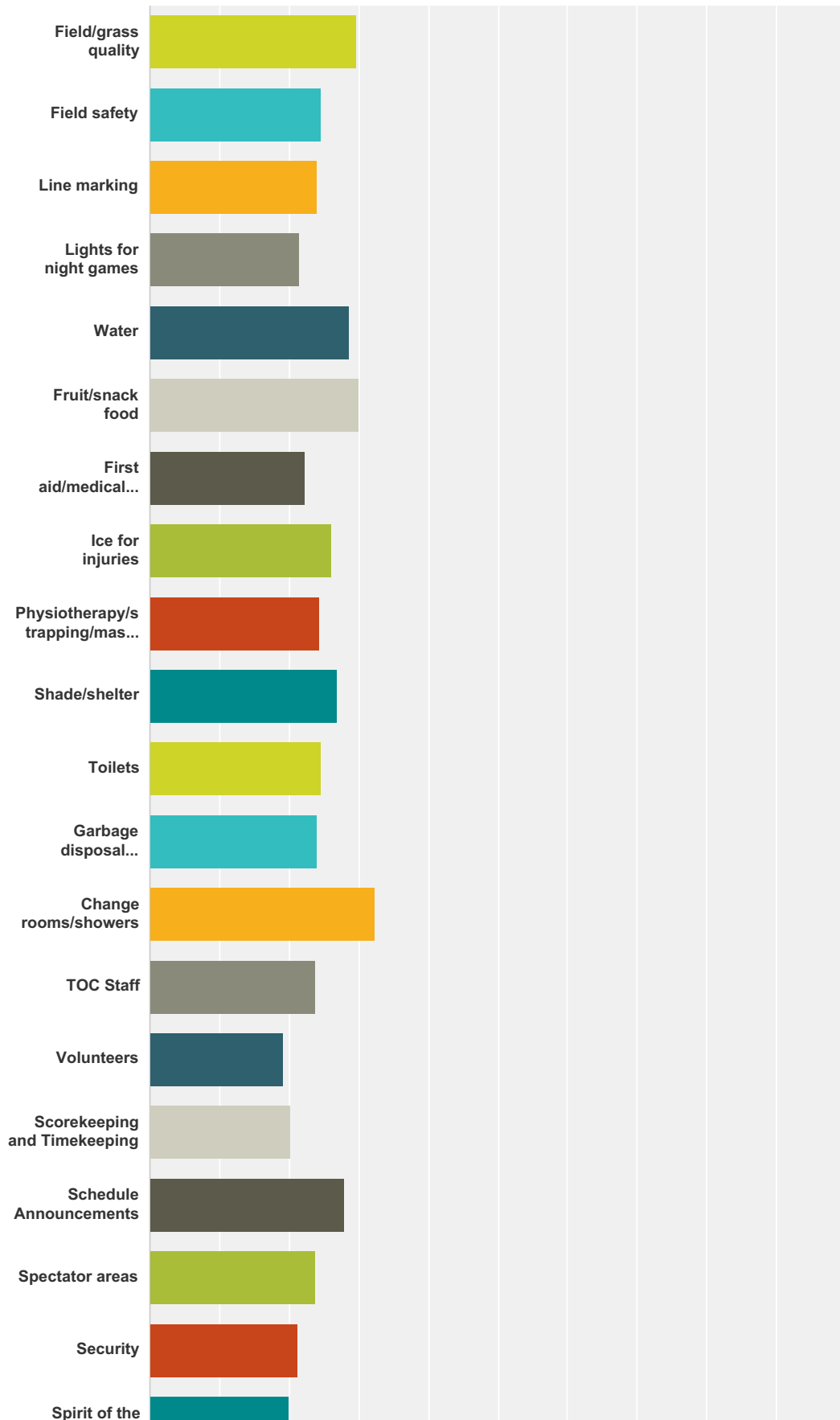
	Exceeded expectations	Met expectations	Improvement needed	Major problems	N/A	Total	Weighted Average
Registration	2.82% 21	42.55% 317	23.36% 174	7.79% 58	23.49% 175	745	2.47
Accommodation booking process	1.35% 10	27.09% 201	26.55% 197	11.19% 83	33.83% 251	742	2.72
Accommodations choices	1.08% 8	18.60% 138	29.51% 219	34.77% 258	16.04% 119	742	3.17
Meal options	3.07% 23	20.27% 152	40.40% 303	28.53% 214	7.73% 58	750	3.02
Payment processes	3.11% 23	44.32% 328	19.05% 141	9.19% 68	24.32% 180	740	2.45

# WFDF Event Participant Survey 2014 AC

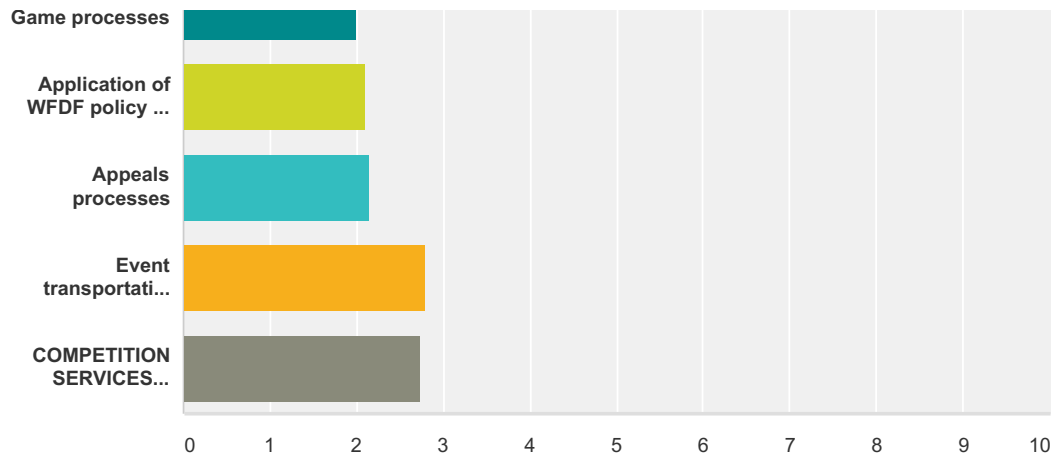
International travel information	<b>2.96%</b> 22	<b>53.30%</b> 396	<b>20.32%</b> 151	<b>4.04%</b> 30	<b>19.38%</b> 144	743	2.32
General player information	<b>3.36%</b> 25	<b>52.21%</b> 389	<b>28.86%</b> 215	<b>10.74%</b> 80	<b>4.83%</b> 36	745	2.49
Eligibility rules	<b>5.11%</b> 38	<b>72.95%</b> 542	<b>7.40%</b> 55	<b>1.75%</b> 13	<b>12.79%</b> 95	743	2.07
Uniform rules	<b>5.53%</b> 41	<b>77.60%</b> 575	<b>5.80%</b> 43	<b>0.67%</b> 5	<b>10.39%</b> 77	741	2.02
Competition schedule	<b>5.35%</b> 40	<b>48.53%</b> 363	<b>28.48%</b> 213	<b>15.11%</b> 113	<b>2.54%</b> 19	748	2.55
Seedings and format	<b>4.99%</b> 37	<b>65.77%</b> 488	<b>17.39%</b> 129	<b>7.28%</b> 54	<b>4.58%</b> 34	742	2.28
Team check-in and accreditation	<b>2.98%</b> 22	<b>41.68%</b> 308	<b>23.82%</b> 176	<b>13.40%</b> 99	<b>18.13%</b> 134	739	2.58
Captains meeting	<b>2.32%</b> 17	<b>26.91%</b> 197	<b>10.79%</b> 79	<b>4.23%</b> 31	<b>55.74%</b> 408	732	2.38
TEAM SERVICES OVERALL	<b>2.21%</b> 16	<b>30.15%</b> 218	<b>45.09%</b> 326	<b>17.57%</b> 127	<b>4.98%</b> 36	723	2.82

**Q7 Please select one response for each Competition Services component listed below.**

Answered: 726 Skipped: 217



# WFDF Event Participant Survey 2014 AC



	Exceeded expectations	Met expectations	Improvement needed	Major problems	N/A	Total	Weighted Average
Field/grass quality	5.70% 41	28.23% 203	27.96% 201	35.88% 258	2.23% 16	719	2.96
Field safety	6.82% 49	52.29% 376	24.06% 173	13.91% 100	2.92% 21	719	2.46
Line marking	6.39% 46	56.25% 405	24.86% 179	10.14% 73	2.36% 17	720	2.40
Lights for night games	5.07% 36	26.62% 189	6.20% 44	2.25% 16	59.86% 425	710	2.14
Water	5.94% 43	27.21% 197	41.85% 303	24.17% 175	0.83% 6	724	2.85
Fruit/snack food	2.36% 17	20.83% 150	42.36% 305	25.97% 187	8.47% 61	720	3.00
First aid/medical services	9.18% 66	38.53% 277	16.41% 118	4.45% 32	31.43% 226	719	2.24
Ice for injuries	5.15% 37	27.68% 199	21.56% 155	11.54% 83	34.08% 245	719	2.60
Physiotherapy/strapping/massage	6.72% 48	24.93% 178	21.29% 152	5.60% 40	41.46% 296	714	2.44
Shade/shelter	3.77% 27	36.40% 261	41.00% 294	14.64% 105	4.18% 30	717	2.69
Toilets	5.66% 41	53.04% 384	28.45% 206	12.02% 87	0.83% 6	724	2.47
Garbage disposal options	3.46% 25	58.31% 421	27.15% 196	7.20% 52	3.88% 28	722	2.40
Change rooms/showers	0.28% 2	13.67% 98	27.06% 194	32.08% 230	26.92% 193	717	3.24
TOC Staff	4.93% 35	47.46% 337	21.13% 150	6.76% 48	19.72% 140	710	2.37
Volunteers	24.31% 175	56.11% 404	13.47% 97	1.67% 12	4.44% 32	720	1.92
Scorekeeping and Timekeeping	16.34% 118	65.51% 473	13.57% 98	2.63% 19	1.94% 14	722	2.03
Schedule Announcements	3.60% 26	35.04% 253	34.76% 251	22.99% 166	3.60% 26	722	2.80
Spectator areas	3.76% 27	55.49% 399	27.68% 199	5.42% 39	7.65% 55	719	2.38

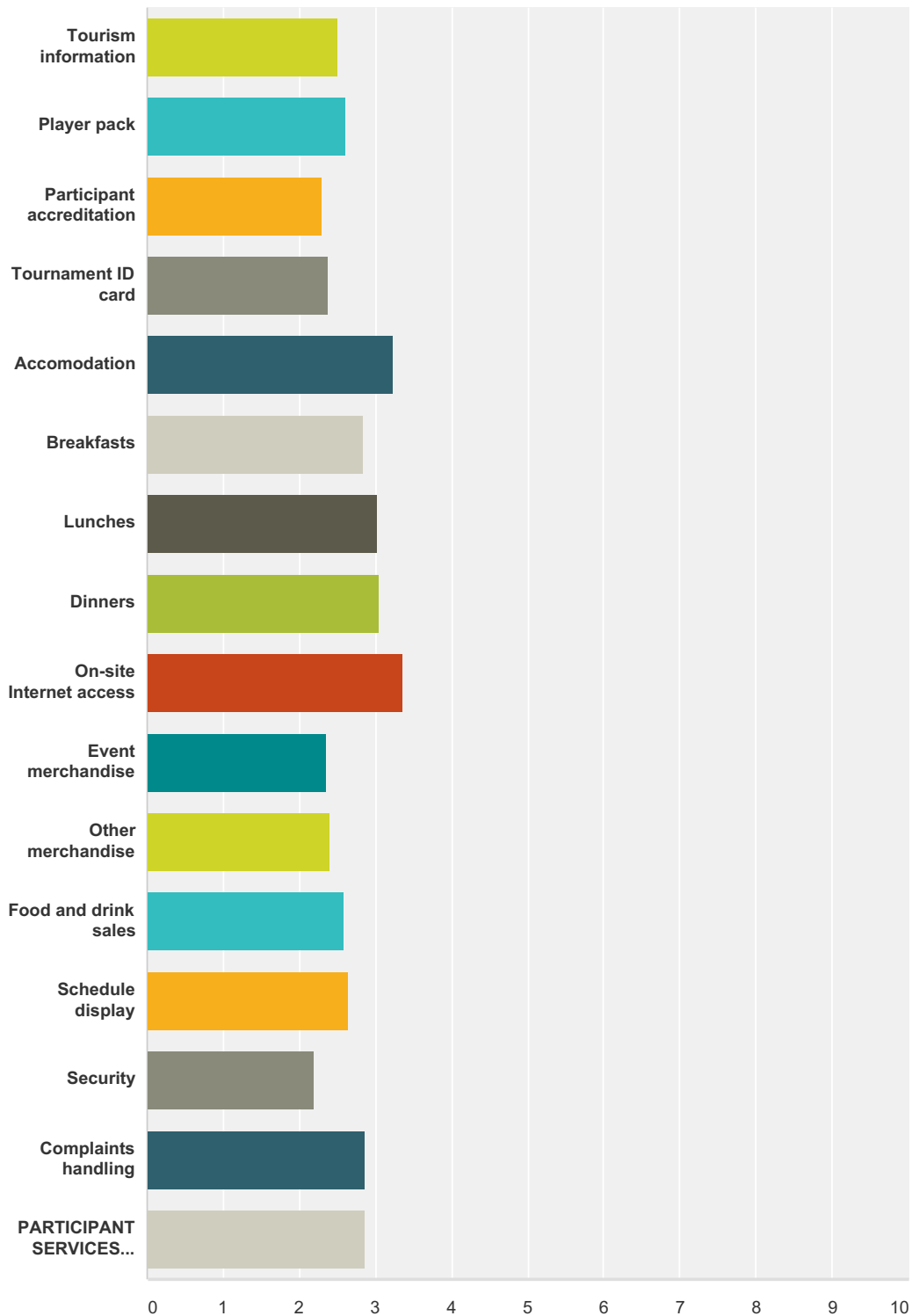


## WFDF Event Participant Survey 2014 AC

Security	<b>6.43%</b> 46	<b>63.78%</b> 456	<b>11.89%</b> 85	<b>2.94%</b> 21	<b>14.97%</b> 107	715	2.13
Spirit of the Game processes	<b>12.07%</b> 87	<b>68.93%</b> 497	<b>6.80%</b> 49	<b>2.64%</b> 19	<b>9.57%</b> 69	721	2.00
Application of WFDF policy and procedures	<b>6.29%</b> 45	<b>60.56%</b> 433	<b>8.53%</b> 61	<b>2.80%</b> 20	<b>21.82%</b> 156	715	2.10
Appeals processes	<b>2.83%</b> 20	<b>38.05%</b> 269	<b>6.79%</b> 48	<b>2.12%</b> 15	<b>50.21%</b> 355	707	2.16
Event transportation/parking	<b>3.20%</b> 23	<b>34.35%</b> 247	<b>34.49%</b> 248	<b>21.42%</b> 154	<b>6.54%</b> 47	719	2.79
COMPETITION SERVICES OVERALL	<b>1.83%</b> 13	<b>36.94%</b> 263	<b>44.94%</b> 320	<b>14.47%</b> 103	<b>1.83%</b> 13	712	2.73

### Q8 Please provide your response for each of the Participant Services listed below.

Answered: 692 Skipped: 251



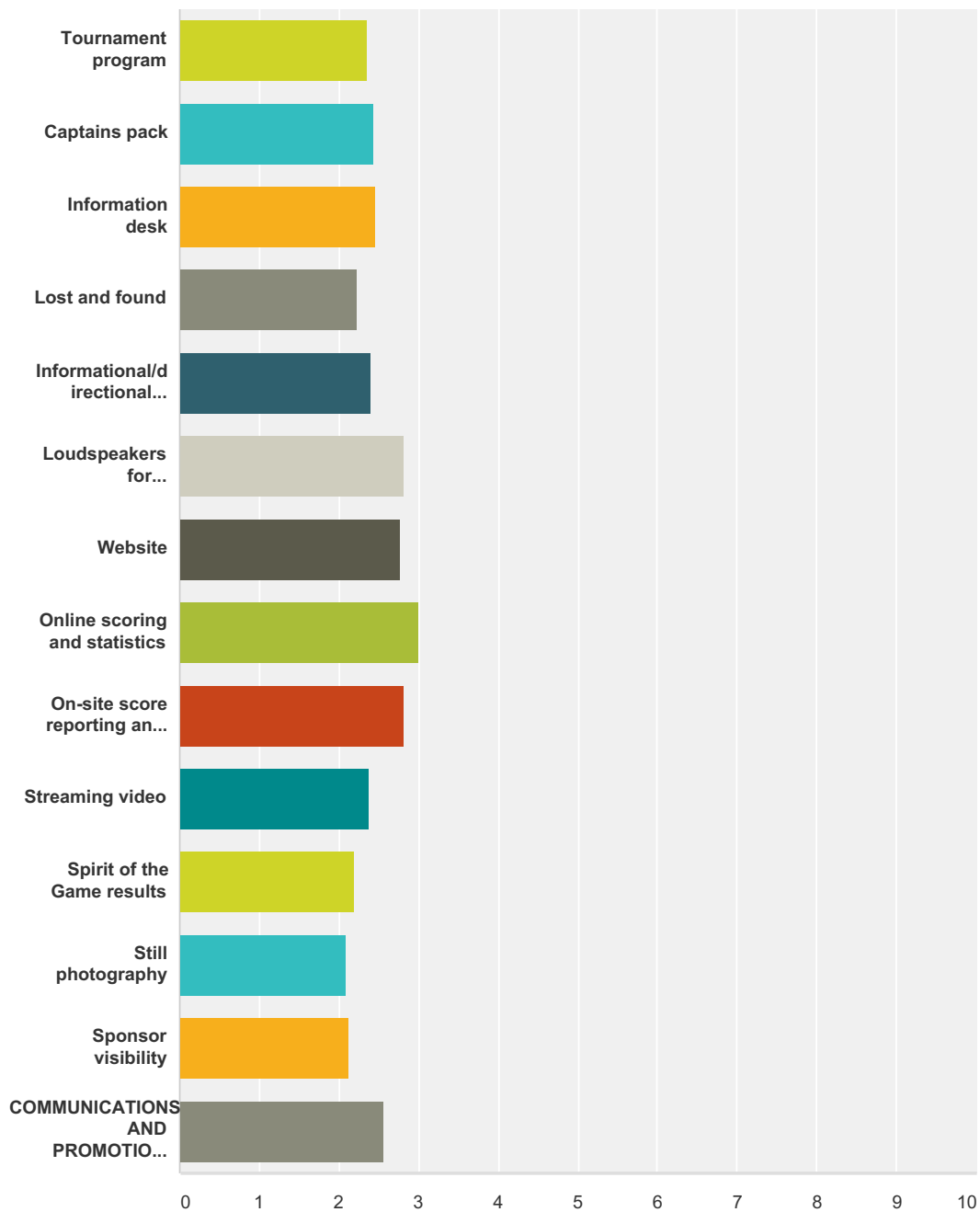
	Exceeded expectations	Met expectations	Improvement needed	Major problems	N/A	Total	Weighted Average
Tourism information	1.46% 10	38.74% 265	31.14% 213	4.39% 30	24.27% 166	684	2.51
Player pack	4.23% 29	40.96% 281	38.78% 266	12.10% 83	3.94% 27	686	2.61

# WFDF Event Participant Survey 2014 AC

Participant accreditation	<b>3.25%</b> 22	<b>60.65%</b> 410	<b>20.12%</b> 136	<b>4.88%</b> 33	<b>11.09%</b> 75	676	2.30
Tournament ID card	<b>11.01%</b> 76	<b>51.16%</b> 353	<b>21.59%</b> 149	<b>13.33%</b> 92	<b>2.90%</b> 20	690	2.38
Accommodation	<b>2.62%</b> 18	<b>18.51%</b> 127	<b>19.39%</b> 133	<b>43.15%</b> 296	<b>16.33%</b> 112	686	3.23
Breakfasts	<b>4.67%</b> 32	<b>22.92%</b> 157	<b>25.26%</b> 173	<b>20.29%</b> 139	<b>26.86%</b> 184	685	2.84
Lunches	<b>1.75%</b> 12	<b>21.14%</b> 145	<b>30.47%</b> 209	<b>25.95%</b> 178	<b>20.70%</b> 142	686	3.02
Dinners	<b>2.19%</b> 15	<b>17.84%</b> 122	<b>29.39%</b> 201	<b>25.88%</b> 177	<b>24.71%</b> 169	684	3.05
On-site Internet access	<b>1.60%</b> 11	<b>10.06%</b> 69	<b>31.92%</b> 219	<b>46.79%</b> 321	<b>9.62%</b> 66	686	3.37
Event merchandise	<b>8.42%</b> 58	<b>50.80%</b> 350	<b>27.29%</b> 188	<b>7.40%</b> 51	<b>6.10%</b> 42	689	2.36
Other merchandise	<b>3.81%</b> 26	<b>43.78%</b> 299	<b>21.82%</b> 149	<b>6.59%</b> 45	<b>24.01%</b> 164	683	2.41
Food and drink sales	<b>3.92%</b> 27	<b>44.48%</b> 306	<b>34.59%</b> 238	<b>12.79%</b> 88	<b>4.22%</b> 29	688	2.59
Schedule display	<b>3.09%</b> 21	<b>41.03%</b> 279	<b>38.24%</b> 260	<b>13.38%</b> 91	<b>4.26%</b> 29	680	2.65
Security	<b>3.08%</b> 21	<b>63.34%</b> 432	<b>12.46%</b> 85	<b>3.37%</b> 23	<b>17.74%</b> 121	682	2.20
Complaints handling	<b>1.03%</b> 7	<b>26.14%</b> 177	<b>24.08%</b> 163	<b>18.02%</b> 122	<b>30.72%</b> 208	677	2.85
PARTICIPANT SERVICES OVERALL	<b>1.35%</b> 9	<b>29.30%</b> 196	<b>48.88%</b> 327	<b>17.49%</b> 117	<b>2.99%</b> 20	669	2.85

**Q9 Please select one response for each of the Communications and Promotional Services listed below.**

Answered: 669 Skipped: 274



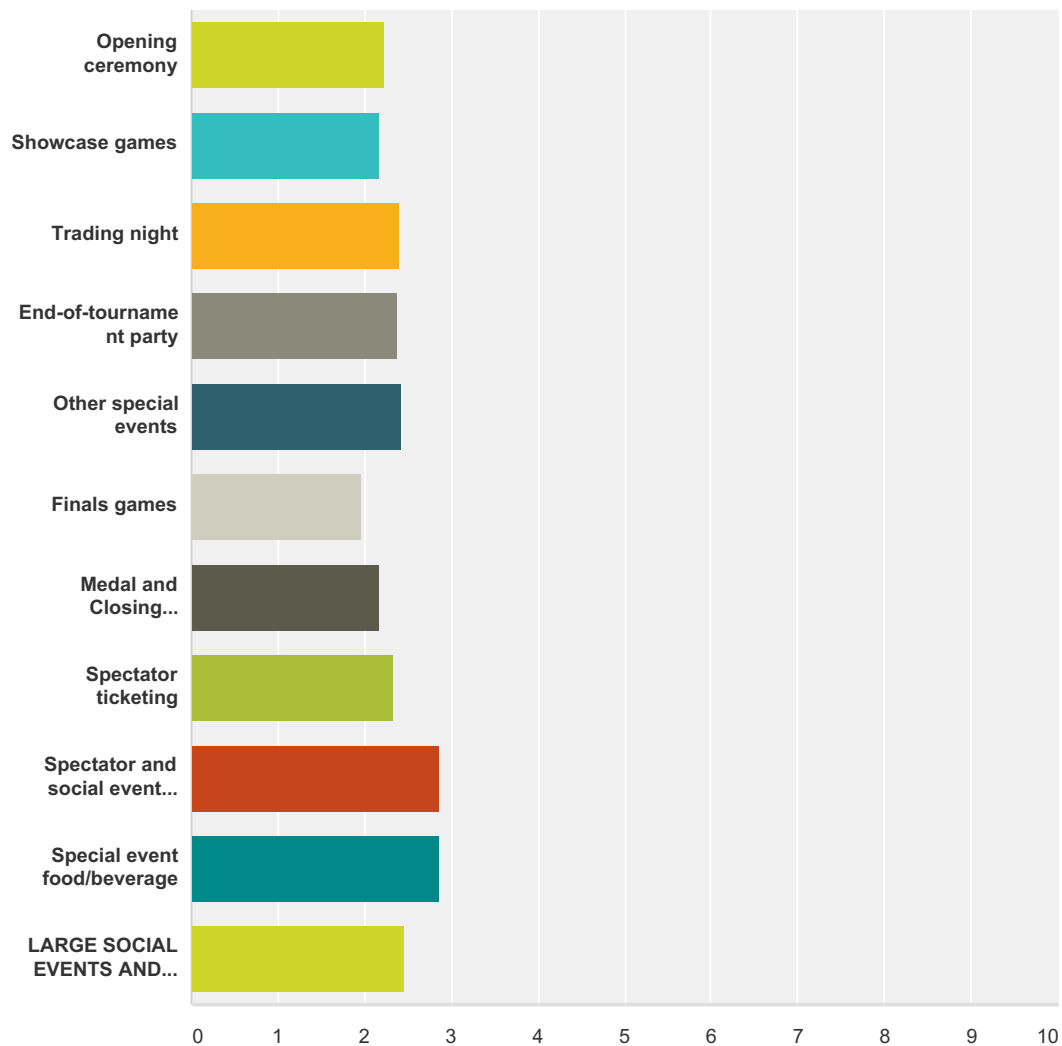
	Exceeded expectations	Met expectations	Improvement needed	Major problems	N/A	Total	Weighted Average
Tournament program	2.43% 16	60.55% 399	24.13% 159	5.31% 35	7.59% 50	659	2.35
Captains pack	1.06% 7	24.77% 164	10.88% 72	4.23% 28	59.06% 391	662	2.45
Information desk	1.66% 11	46.29% 306	24.81% 164	7.26% 48	19.97% 132	661	2.47

# WFDF Event Participant Survey 2014 AC

Lost and found	<b>3.92%</b> 26	<b>45.25%</b> 300	<b>11.31%</b> 75	<b>3.62%</b> 24	<b>35.90%</b> 238	663	2.23
Informational/directional signage	<b>2.28%</b> 15	<b>50.68%</b> 334	<b>27.47%</b> 181	<b>5.16%</b> 34	<b>14.42%</b> 95	659	2.41
Loudspeakers for announcements	<b>1.51%</b> 10	<b>27.19%</b> 180	<b>39.43%</b> 261	<b>14.65%</b> 97	<b>17.22%</b> 114	662	2.81
Website	<b>2.11%</b> 14	<b>33.63%</b> 223	<b>38.46%</b> 255	<b>17.95%</b> 119	<b>7.84%</b> 52	663	2.78
Online scoring and statistics	<b>3.46%</b> 23	<b>22.41%</b> 149	<b>30.83%</b> 205	<b>29.92%</b> 199	<b>13.38%</b> 89	665	3.01
On-site score reporting and statistics	<b>3.02%</b> 20	<b>31.27%</b> 207	<b>31.42%</b> 208	<b>20.54%</b> 136	<b>13.75%</b> 91	662	2.81
Streaming video	<b>8.03%</b> 53	<b>32.42%</b> 214	<b>20.76%</b> 137	<b>6.82%</b> 45	<b>31.97%</b> 211	660	2.39
Spirit of the Game results	<b>6.93%</b> 46	<b>57.08%</b> 379	<b>15.81%</b> 105	<b>3.46%</b> 23	<b>16.72%</b> 111	664	2.19
Still photography	<b>14.52%</b> 96	<b>48.56%</b> 321	<b>16.04%</b> 106	<b>2.57%</b> 17	<b>18.31%</b> 121	661	2.08
Sponsor visibility	<b>4.57%</b> 30	<b>53.42%</b> 351	<b>10.50%</b> 69	<b>1.07%</b> 7	<b>30.44%</b> 200	657	2.12
COMMUNICATIONS AND PROMOTIONAL SERVICES OVERALL	<b>1.39%</b> 9	<b>43.67%</b> 283	<b>39.81%</b> 258	<b>6.94%</b> 45	<b>8.18%</b> 53	648	2.57

**Q10 Please select one response for each of the Large Social Event and Spectator Services listed below.**

Answered: 670 Skipped: 273



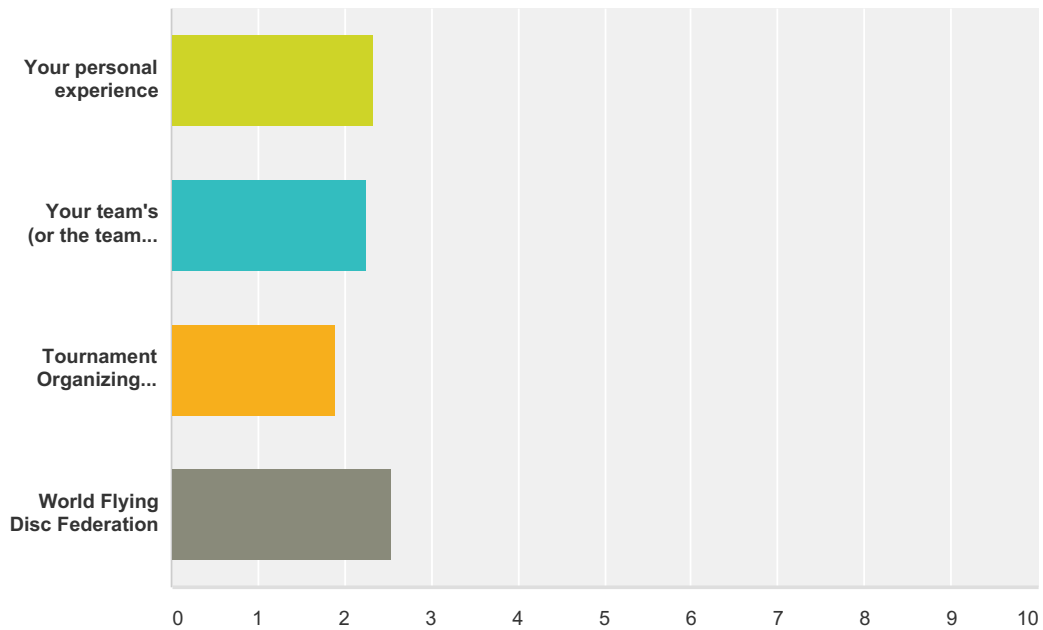
	Exceeded expectations	Met expectations	Improvement needed	Major problems	N/A	Total	Weighted Average
Opening ceremony	10.36% 69	49.85% 332	21.32% 142	4.35% 29	14.11% 94	666	2.23
Showcase games	8.01% 53	61.48% 407	16.77% 111	3.47% 23	10.27% 68	662	2.18
Trading night	5.30% 35	33.74% 223	18.46% 122	6.20% 41	36.31% 240	661	2.40
End-of-tournament party	11.68% 77	32.17% 212	24.43% 161	8.50% 56	23.22% 153	659	2.39
Other special events	2.60% 17	30.89% 202	16.51% 108	4.89% 32	45.11% 295	654	2.43
Finals games	18.44% 123	62.37% 416	9.15% 61	2.85% 19	7.20% 48	667	1.96
Medal and Closing ceremonies	6.97% 46	50.45% 333	16.52% 109	1.82% 12	24.24% 160	660	2.17

## WFDF Event Participant Survey 2014 AC

Spectator ticketing	<b>1.53%</b> 10	<b>22.66%</b> 148	<b>6.89%</b> 45	<b>2.91%</b> 19	<b>66.00%</b> 431	653	2.33
Spectator and social event transport	<b>1.23%</b> 8	<b>20.21%</b> 132	<b>20.67%</b> 135	<b>15.31%</b> 100	<b>42.57%</b> 278	653	2.87
Special event food/beverage	<b>1.82%</b> 12	<b>25.04%</b> 165	<b>30.96%</b> 204	<b>17.30%</b> 114	<b>24.89%</b> 164	659	2.85
LARGE SOCIAL EVENTS AND SPECTATOR SERVICES OVERALL	<b>2.13%</b> 14	<b>50.00%</b> 328	<b>33.99%</b> 223	<b>5.49%</b> 36	<b>8.38%</b> 55	656	2.47

### Q11 Please rate each category in relation to the event:

Answered: 658 Skipped: 285

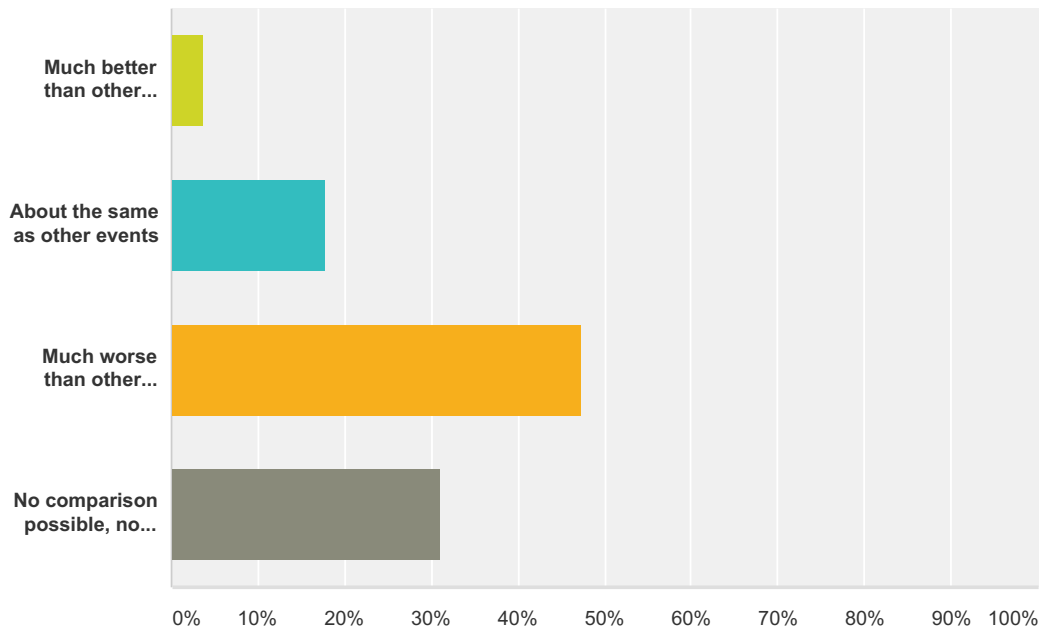


	Major Problems	Needs Improvement	Met Expectations	Exceeded Expectations	N/A	Total	Weighted Average
Your personal experience	16.11% 106	42.25% 278	31.76% 209	8.97% 59	0.91% 6	658	2.34
Your team's (or the team you followed most closely) experience	18.47% 121	43.36% 284	29.16% 191	7.48% 49	1.53% 10	655	2.26
Tournament Organizing Committee	32.26% 210	41.32% 269	18.28% 119	2.92% 19	5.22% 34	651	1.91
World Flying Disc Federation	7.40% 48	32.20% 209	45.76% 297	5.55% 36	9.09% 59	649	2.54



## Q12 How would you compare this event to other WFDF events you have attended?

Answered: 652 Skipped: 291



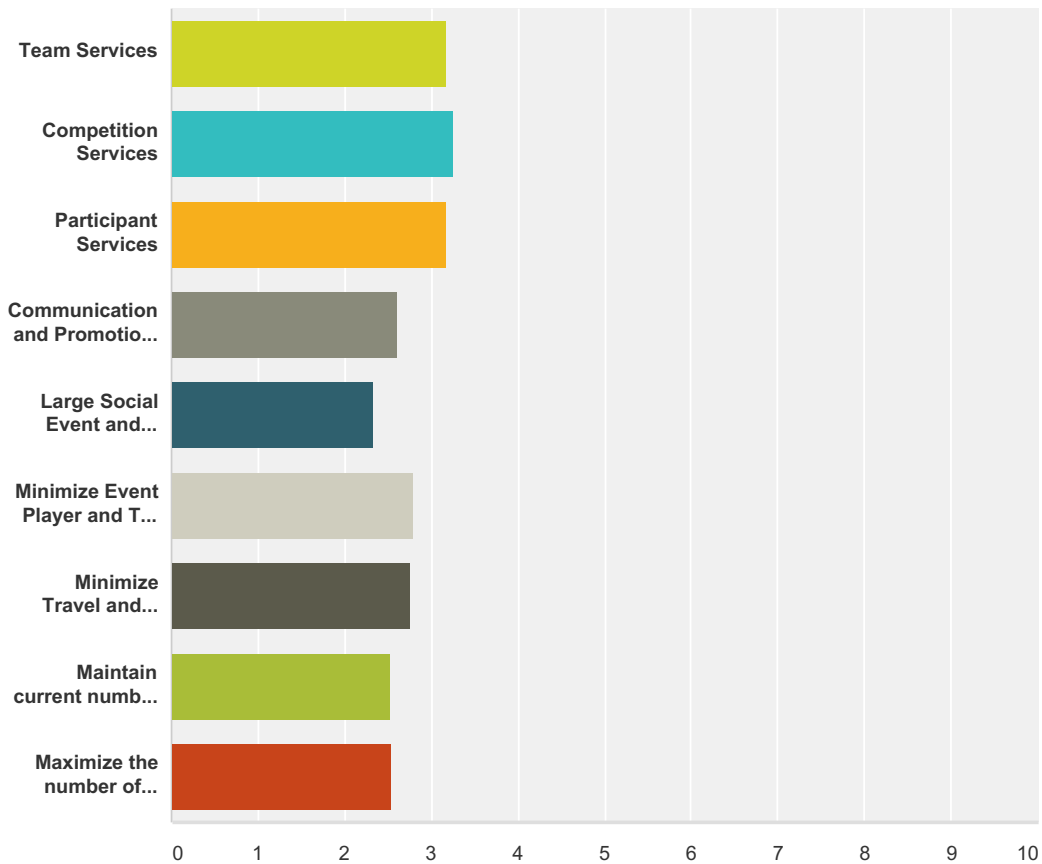
Answer Choices	Responses	
Much better than other events	3.68%	24
About the same as other events	17.79%	116
Much worse than other events	47.39%	309
No comparison possible, no previous WFDF events	31.13%	203
<b>Total</b>		<b>652</b>

**Q13 Please share any additional feedback  
on the event.**

Answered: 157 Skipped: 786

### Q14 Please rate your priorities for resource allocation at future WFDF events

Answered: 647 Skipped: 296



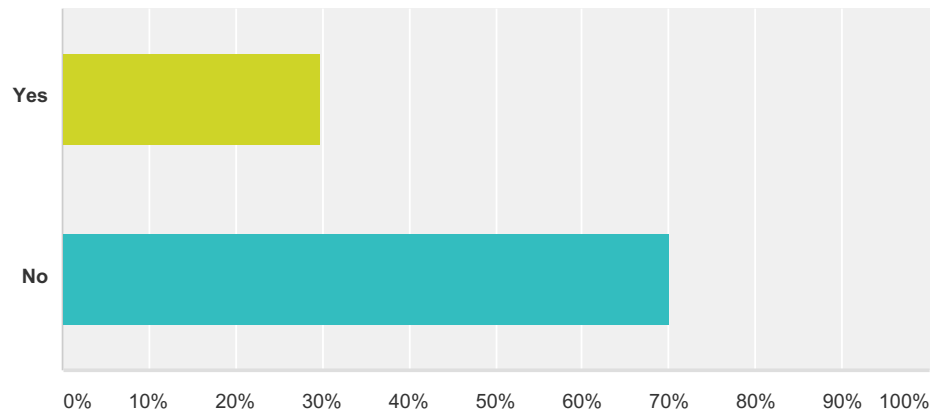
	Not Important	Somewhat Important	Quite Important	Most Important	Total	Weighted Average
Team Services	1.09% 7	14.33% 92	51.09% 328	33.49% 215	642	3.17
Competition Services	0.62% 4	11.66% 75	48.99% 315	38.72% 249	643	3.26
Participant Services	0.47% 3	15.47% 99	50.78% 325	33.28% 213	640	3.17
Communication and Promotional Services	6.60% 42	35.22% 224	47.64% 303	10.53% 67	636	2.62
Large Social Event and Spectator Services	11.60% 74	48.90% 312	32.92% 210	6.58% 42	638	2.34
Minimize Event Player and Team Fees	5.92% 38	32.87% 211	36.45% 234	24.77% 159	642	2.80
Minimize Travel and Related Costs	6.70% 43	33.33% 214	37.54% 241	22.43% 144	642	2.76
Maintain current number of Competition Divisions at the event	14.40% 92	34.43% 220	36.15% 231	15.02% 96	639	2.52
Maximize the number of Participating Teams and Countries	16.74% 108	32.87% 212	29.77% 192	20.62% 133	645	2.54

**Q15 Do you have any suggestions for improving this survey in the future?**

Answered: 91   Skipped: 852

**Q16 Are you interested in receiving follow-up communications directly from WFDF?**

Answered: 622 Skipped: 321



Answer Choices	Responses	
Yes	29.90%	186
No	70.10%	436
Total		622

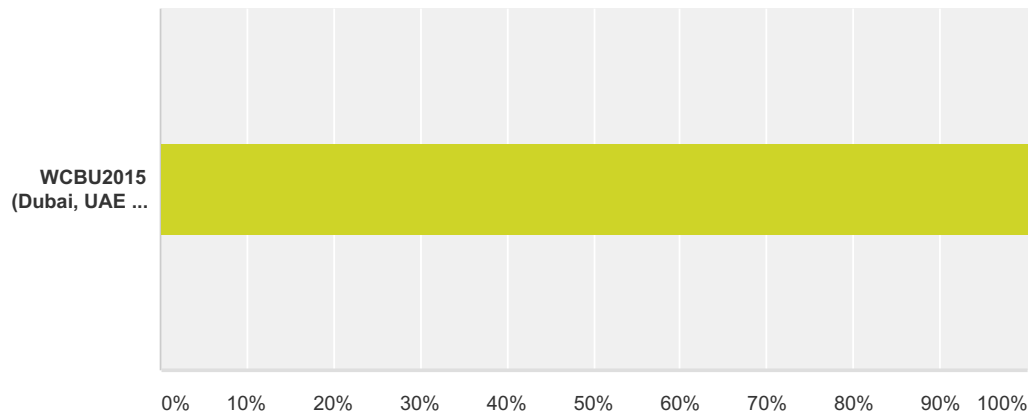
### Q17 If yes, please share your contact information below.

Answered: 184 Skipped: 759

Answer Choices	Responses	
Name	97.83%	180
Company	0.00%	0
Address	0.00%	0
Address 2	0.00%	0
City/Town	0.00%	0
State/Province	0.00%	0
ZIP/Postal Code	0.00%	0
Country	0.00%	0
Email Address	98.91%	182
Phone Number	0.00%	0

### Q1 Please select the name of the event attended.

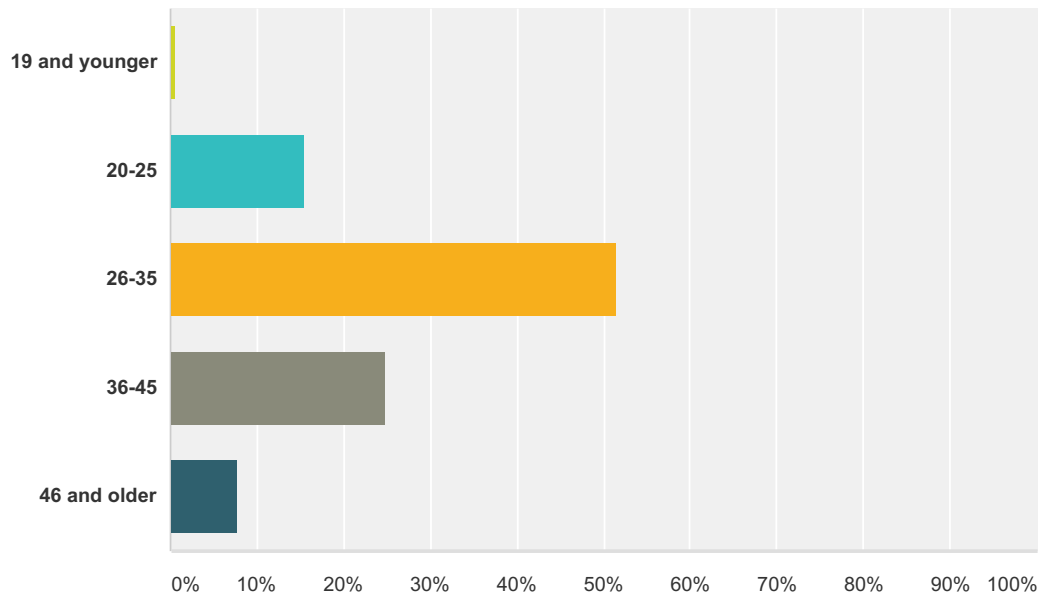
Answered: 468 Skipped: 6



Answer Choices	Responses
WCBU2015 (Dubai, UAE - Mar)	100.00% 468
<b>Total</b>	<b>468</b>

## Q2 Please select your age range: (age at the time of the event)

Answered: 468 Skipped: 6

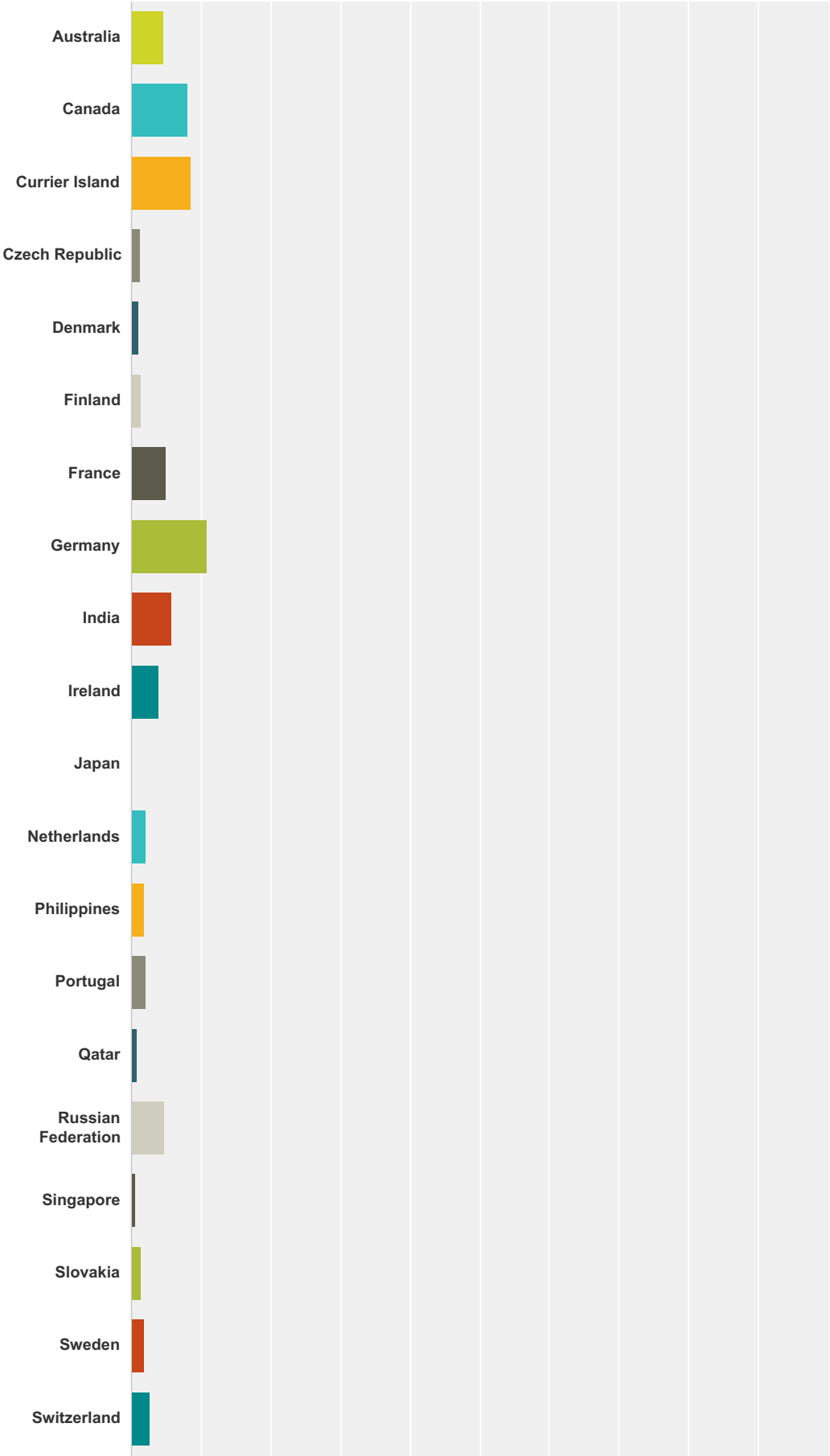


Answer Choices	Responses	
19 and younger	0.64%	3
20-25	15.38%	72
26-35	51.50%	241
36-45	24.79%	116
46 and older	7.69%	36
<b>Total</b>		<b>468</b>

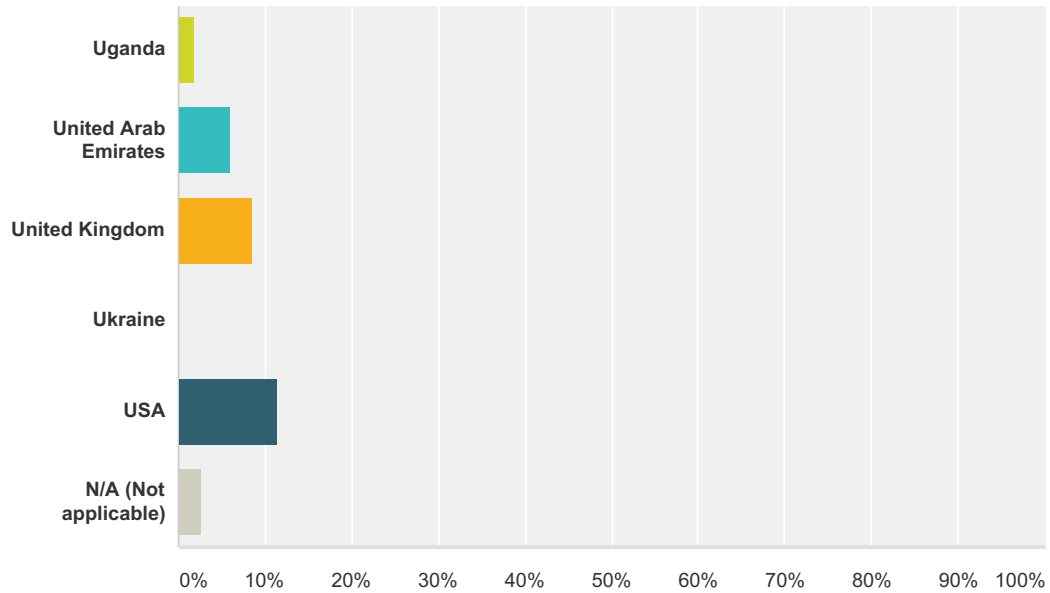


Q3 What nation did you or your team represent?

Answered: 465 Skipped: 9



## WCBU2015 Survey



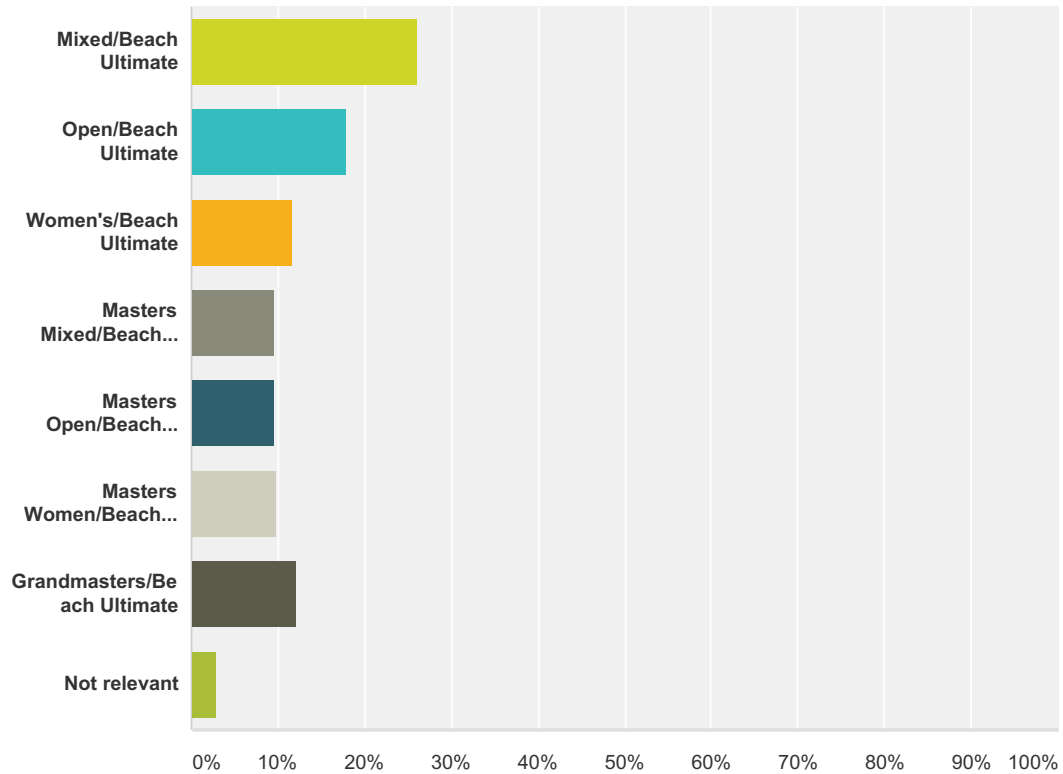
Answer Choices	Responses
Australia	4.52% 21
Canada	8.17% 38
Currier Island	8.60% 40
Czech Republic	1.29% 6
Denmark	1.08% 5
Finland	1.51% 7
France	4.95% 23
Germany	10.75% 50
India	5.81% 27
Ireland	3.87% 18
Japan	0.00% 0
Netherlands	2.15% 10
Philippines	1.94% 9
Portugal	2.15% 10
Qatar	0.86% 4
Russian Federation	4.73% 22
Singapore	0.65% 3
Slovakia	1.51% 7
Sweden	1.94% 9
Switzerland	2.80% 13
Uganda	1.94% 9
United Arab Emirates	6.02% 28

## WCBU2015 Survey

United Kingdom	8.60%	40
Ukraine	0.00%	0
USA	11.40%	53
N/A (Not applicable)	2.80%	13
<b>Total</b>		<b>465</b>

### Q4 Division that you participated in, or that you spent most time watching, if any:

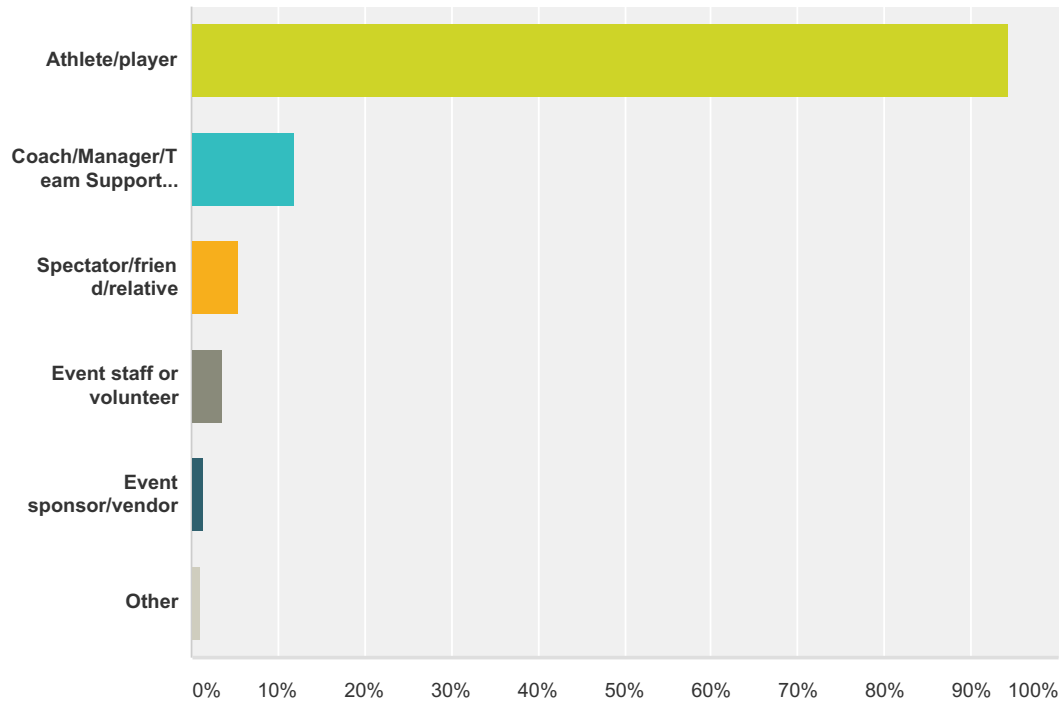
Answered: 468 Skipped: 6



Answer Choices	Responses	
Mixed/Beach Ultimate	26.07%	122
Open/Beach Ultimate	17.95%	84
Women's/Beach Ultimate	11.75%	55
Masters Mixed/Beach Ultimate	9.62%	45
Masters Open/Beach Ultimate	9.62%	45
Masters Women/Beach Ultimate	9.83%	46
Grandmasters/Beach Ultimate	12.18%	57
Not relevant	2.99%	14
<b>Total</b>		<b>468</b>

### Q5 Role in which you participated in the event (you may choose more than one):

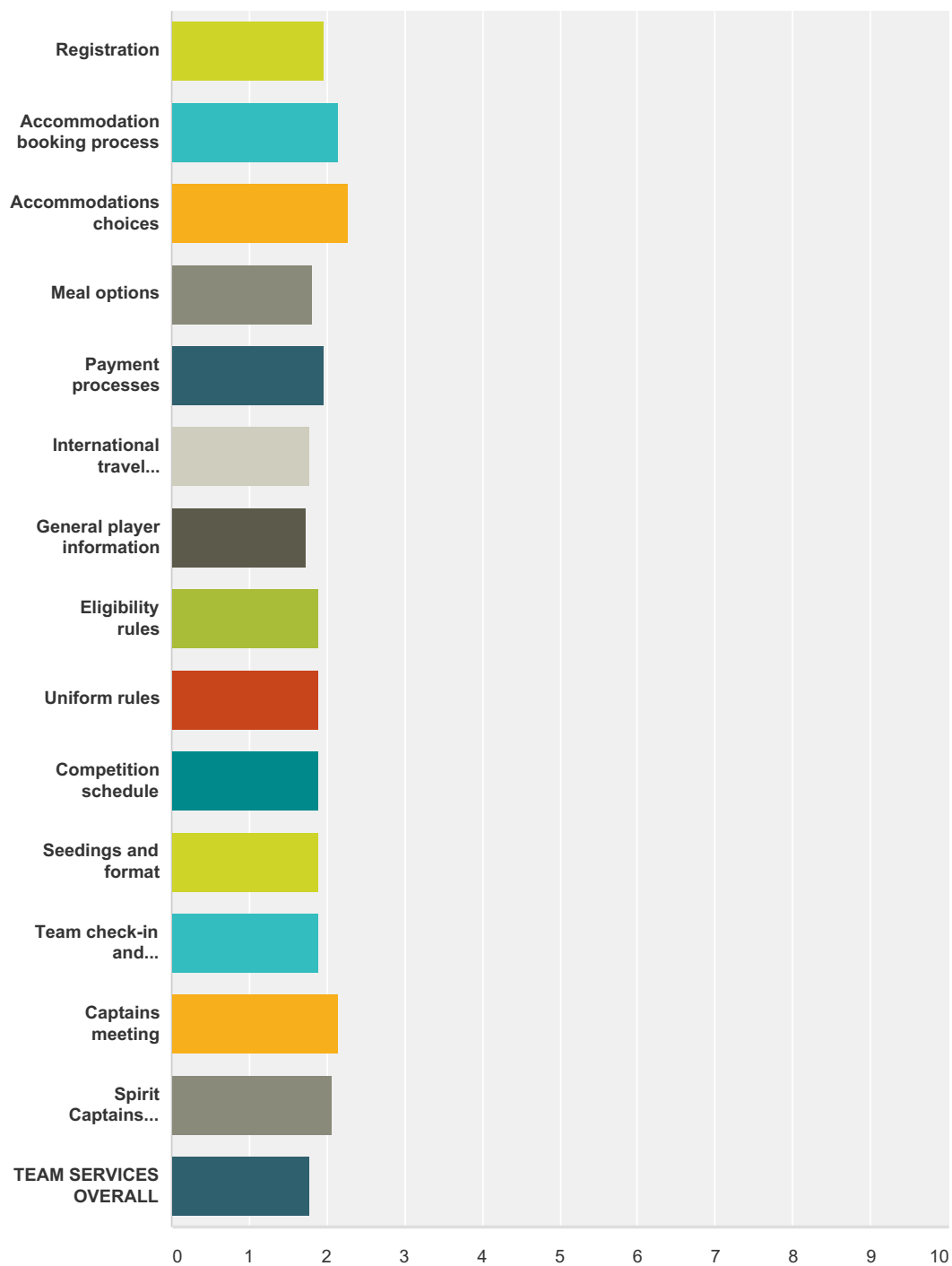
Answered: 468 Skipped: 6



Answer Choices	Responses	
Athlete/player	94.44%	442
Coach/Manager/Team Support Staff	11.97%	56
Spectator/friend/relative	5.34%	25
Event staff or volunteer	3.63%	17
Event sponsor/vendor	1.50%	7
Other	1.07%	5
Total Respondents: 468		

## Q6 Please select one for each service area.

Answered: 437 Skipped: 37



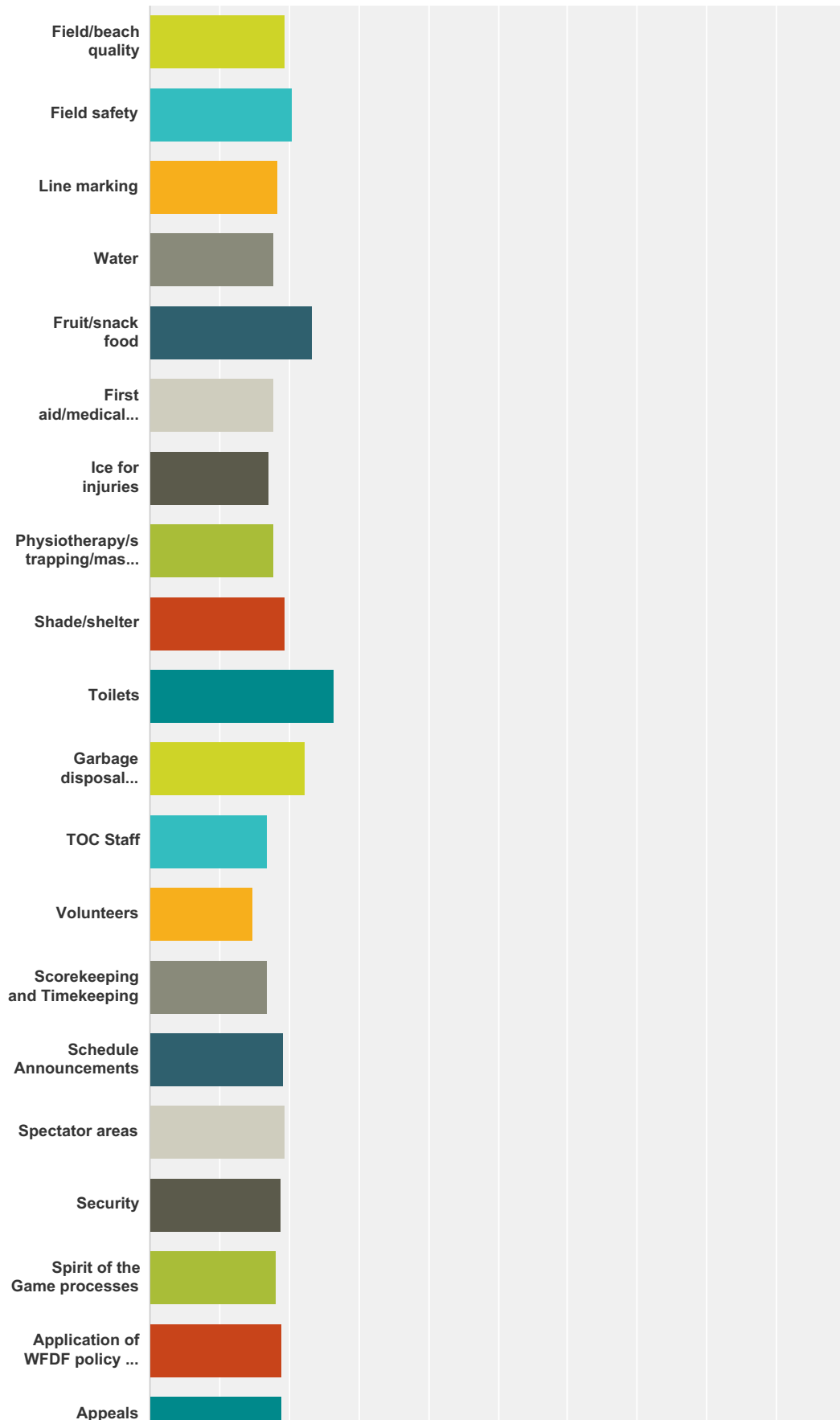
	Exceeded expectations	Met expectations	Improvement needed	Major problems	N/A	Total	Weighted Average
Registration	9.20% 40	59.08% 257	5.75% 25	0.23% 1	25.75% 112	435	1.96
Accommodation booking process	4.14% 18	31.03% 135	10.57% 46	0.46% 2	53.79% 234	435	2.16
Accommodations choices	6.22% 27	33.41% 145	20.05% 87	1.15% 5	39.17% 170	434	2.27

# WCBU2015 Survey

Meal options	<b>31.19%</b> 136	<b>34.17%</b> 149	<b>14.68%</b> 64	<b>0.92%</b> 4	<b>19.04%</b> 83	436	1.82
Payment processes	<b>7.36%</b> 32	<b>52.41%</b> 228	<b>4.37%</b> 19	<b>0.23%</b> 1	<b>35.63%</b> 155	435	1.96
International travel information	<b>21.02%</b> 91	<b>64.43%</b> 279	<b>1.15%</b> 5	<b>0.00%</b> 0	<b>13.39%</b> 58	433	1.77
General player information	<b>30.02%</b> 130	<b>64.67%</b> 280	<b>3.46%</b> 15	<b>0.23%</b> 1	<b>1.62%</b> 7	433	1.73
Eligibility rules	<b>12.87%</b> 56	<b>74.94%</b> 326	<b>3.22%</b> 14	<b>0.23%</b> 1	<b>8.74%</b> 38	435	1.90
Uniform rules	<b>10.80%</b> 47	<b>76.55%</b> 333	<b>1.15%</b> 5	<b>0.00%</b> 0	<b>11.49%</b> 50	435	1.89
Competition schedule	<b>21.43%</b> 93	<b>67.05%</b> 291	<b>10.14%</b> 44	<b>0.46%</b> 2	<b>0.92%</b> 4	434	1.90
Seedings and format	<b>17.24%</b> 75	<b>73.56%</b> 320	<b>6.44%</b> 28	<b>0.23%</b> 1	<b>2.53%</b> 11	435	1.89
Team check-in and accreditation	<b>12.39%</b> 54	<b>60.32%</b> 263	<b>3.90%</b> 17	<b>0.23%</b> 1	<b>23.17%</b> 101	436	1.90
Captains meeting	<b>2.31%</b> 10	<b>26.10%</b> 113	<b>7.85%</b> 34	<b>0.23%</b> 1	<b>63.51%</b> 275	433	2.16
Spirit Captains meeting	<b>3.91%</b> 17	<b>25.98%</b> 113	<b>5.98%</b> 26	<b>0.23%</b> 1	<b>63.91%</b> 278	435	2.07
TEAM SERVICES OVERALL	<b>25.23%</b> 108	<b>69.16%</b> 296	<b>1.40%</b> 6	<b>0.70%</b> 3	<b>3.50%</b> 15	428	1.77

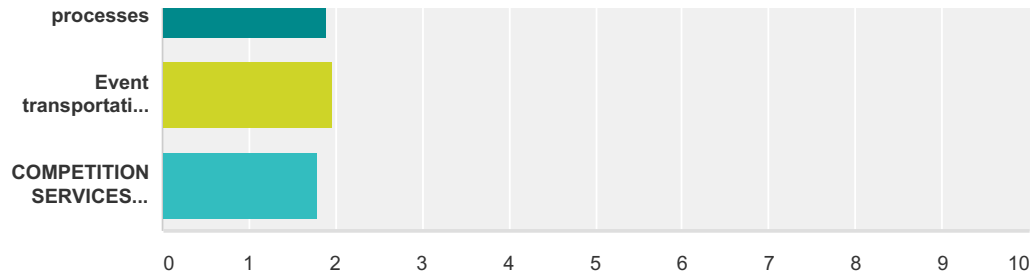
**Q7 Please select one response for each Competition Services component listed below.**

Answered: 426 Skipped: 48





# WCBU2015 Survey



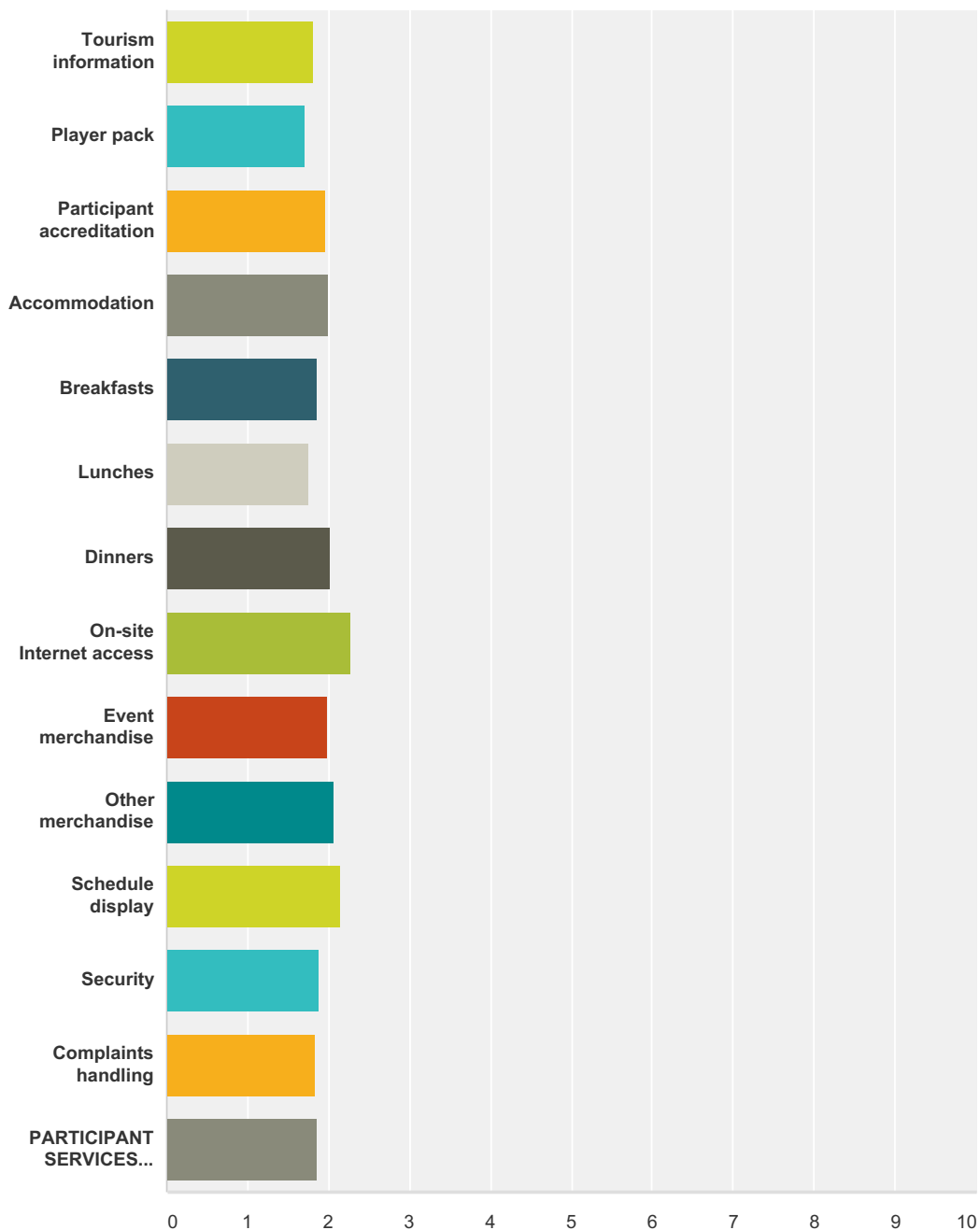
	Exceeded expectations	Met expectations	Improvement needed	Major problems	N/A	Total	Weighted Average
Field/beach quality	25.41% 108	56.24% 239	17.18% 73	0.94% 4	0.24% 1	425	1.94
Field safety	19.15% 81	58.16% 246	20.09% 85	1.89% 8	0.71% 3	423	2.05
Line marking	22.75% 96	69.91% 295	6.40% 27	0.24% 1	0.71% 3	422	1.84
Water	35.06% 149	53.18% 226	10.82% 46	0.71% 3	0.24% 1	425	1.77
Fruit/snack food	13.33% 56	33.81% 142	32.14% 135	4.52% 19	16.19% 68	420	2.33
First aid/medical services	18.68% 79	50.83% 215	2.84% 12	0.00% 0	27.66% 117	423	1.78
Ice for injuries	21.09% 89	41.71% 176	2.84% 12	0.00% 0	34.36% 145	422	1.72
Physiotherapy/strapping/massage	16.82% 71	38.86% 164	3.79% 16	0.00% 0	40.52% 171	422	1.78
Shade/shelter	26.54% 112	51.90% 219	19.43% 82	0.95% 4	1.18% 5	422	1.95
Toilets	1.65% 7	40.24% 171	47.29% 201	10.12% 43	0.71% 3	425	2.66
Garbage disposal options	5.65% 24	64.71% 275	24.94% 106	2.12% 9	2.59% 11	425	2.24
TOC Staff	26.57% 110	60.14% 249	0.24% 1	0.00% 0	13.04% 54	414	1.70
Volunteers	50.95% 215	48.58% 205	0.00% 0	0.00% 0	0.47% 2	422	1.49
Scorekeeping and Timekeeping	38.82% 165	53.41% 227	6.35% 27	0.71% 3	0.71% 3	425	1.69
Schedule Announcements	15.84% 67	67.85% 287	8.75% 37	0.47% 2	7.09% 30	423	1.93
Spectator areas	20.14% 85	63.74% 269	13.03% 55	0.95% 4	2.13% 9	422	1.95
Security	14.18% 60	71.63% 303	2.60% 11	0.00% 0	11.58% 49	423	1.87
Spirit of the Game processes	25.83% 109	63.51% 268	5.69% 24	1.18% 5	3.79% 16	422	1.82
Application of WFDF policy and procedures	10.66% 45	72.04% 304	1.66% 7	0.00% 0	15.64% 66	422	1.89
Appeals processes	4.55% 19	38.04% 159	0.72% 3	0.00% 0	56.70% 237	418	1.91

## WCBU2015 Survey

Event transportation/parking	<b>10.48%</b> 44	<b>36.90%</b> 155	<b>7.38%</b> 31	<b>0.71%</b> 3	<b>44.52%</b> 187	420	1.97
COMPETITION SERVICES OVERALL	<b>22.78%</b> 95	<b>73.86%</b> 308	<b>2.88%</b> 12	<b>0.00%</b> 0	<b>0.48%</b> 2	417	1.80

### Q8 Please provide your response for each of the Participant Services listed below.

Answered: 420 Skipped: 54



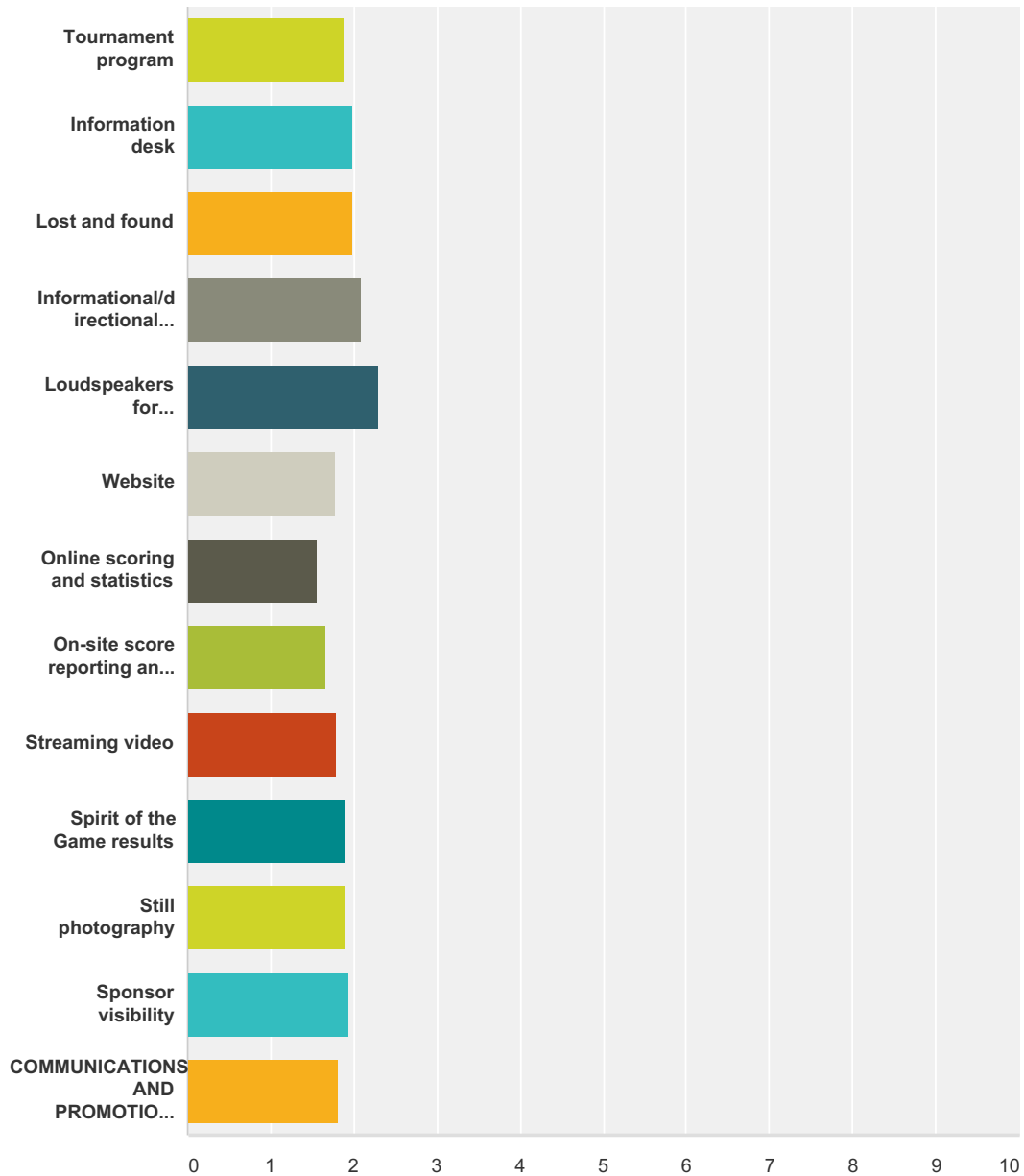
	Exceeded expectations	Met expectations	Improvement needed	Major problems	N/A	Total	Weighted Average
Tourism information	19.95% 83	64.42% 268	3.61% 15	0.00% 0	12.02% 50	416	1.81
Player pack	35.00% 147	55.95% 235	5.95% 25	0.24% 1	2.86% 12	420	1.71
Participant accreditation	7.49% 31	75.12% 311	3.14% 13	0.24% 1	14.01% 58	414	1.96
Accommodation	9.20% 38	43.83% 181	8.96% 37	0.48% 2	37.53% 155	413	2.01

# WCBU2015 Survey

Breakfasts	<b>10.41%</b> 43	<b>26.15%</b> 108	<b>4.12%</b> 17	<b>0.24%</b> 1	<b>59.08%</b> 244	413	1.86
Lunches	<b>24.76%</b> 102	<b>32.28%</b> 133	<b>7.04%</b> 29	<b>0.73%</b> 3	<b>35.19%</b> 145	412	1.75
Dinners	<b>4.17%</b> 17	<b>21.81%</b> 89	<b>4.66%</b> 19	<b>0.25%</b> 1	<b>69.12%</b> 282	408	2.03
On-site Internet access	<b>13.64%</b> 57	<b>35.17%</b> 147	<b>28.47%</b> 119	<b>4.07%</b> 17	<b>18.66%</b> 78	418	2.28
Event merchandise	<b>13.16%</b> 55	<b>66.51%</b> 278	<b>11.72%</b> 49	<b>0.24%</b> 1	<b>8.37%</b> 35	418	1.99
Other merchandise	<b>4.84%</b> 20	<b>49.39%</b> 204	<b>9.20%</b> 38	<b>0.00%</b> 0	<b>36.56%</b> 151	413	2.07
Schedule display	<b>10.07%</b> 42	<b>59.23%</b> 247	<b>21.10%</b> 88	<b>1.44%</b> 6	<b>8.15%</b> 34	417	2.15
Security	<b>10.84%</b> 45	<b>69.40%</b> 288	<b>1.45%</b> 6	<b>0.00%</b> 0	<b>18.31%</b> 76	415	1.88
Complaints handling	<b>6.80%</b> 28	<b>33.25%</b> 137	<b>0.49%</b> 2	<b>0.00%</b> 0	<b>59.47%</b> 245	412	1.84
PARTICIPANT SERVICES OVERALL	<b>16.26%</b> 67	<b>79.61%</b> 328	<b>2.67%</b> 11	<b>0.00%</b> 0	<b>1.46%</b> 6	412	1.86

**Q9 Please select one response for each of the Communications and Promotional Services listed below.**

Answered: 410 Skipped: 64



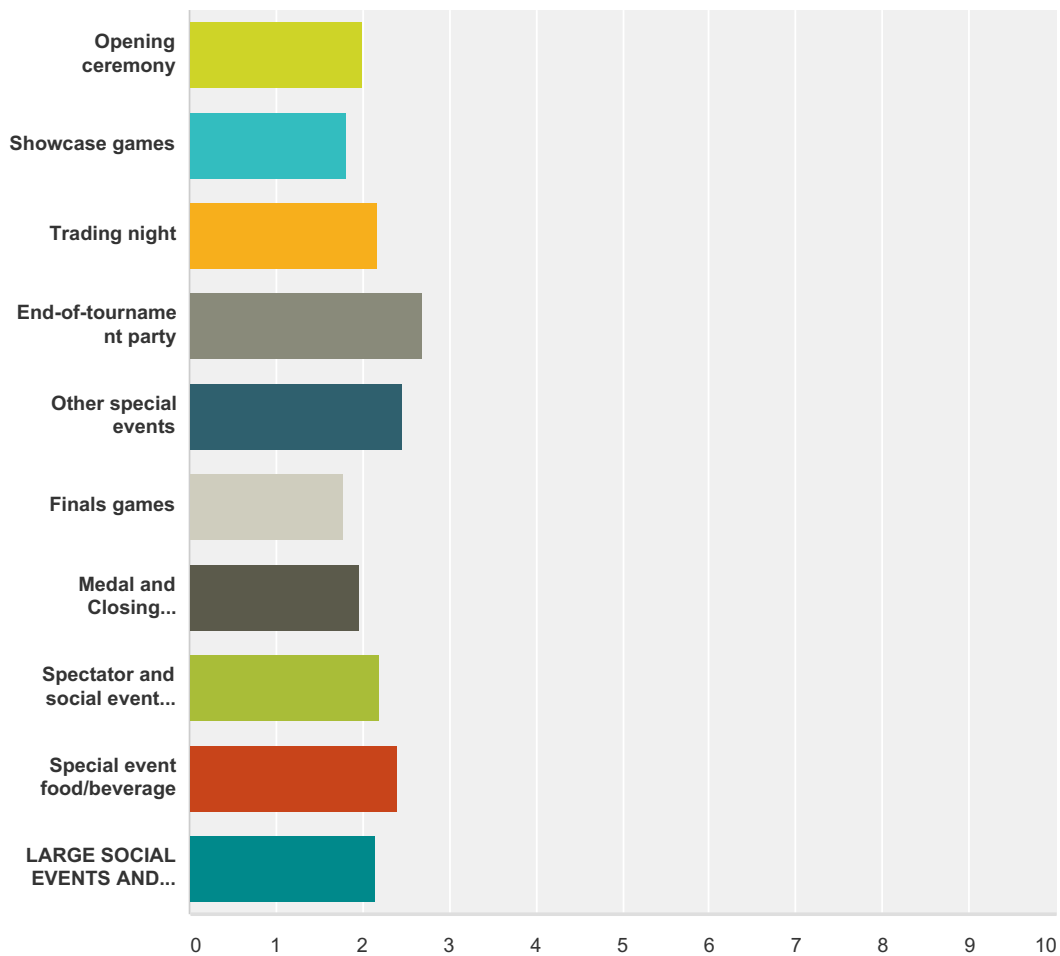
	Exceeded expectations	Met expectations	Improvement needed	Major problems	N/A	Total	Weighted Average
Tournament program	18.92% 77	72.24% 294	5.90% 24	0.25% 1	2.70% 11	407	1.87
Information desk	8.37% 34	66.50% 270	6.16% 25	0.25% 1	18.72% 76	406	1.98
Lost and found	9.09% 37	56.51% 230	6.63% 27	0.49% 2	27.27% 111	407	1.98
Informational/directional signage	5.71% 23	70.97% 286	13.15% 53	0.25% 1	9.93% 40	403	2.09
Loudspeakers for announcements	5.68% 23	46.91% 190	26.17% 106	1.73% 7	19.51% 79	405	2.30

## WCBU2015 Survey

Website	<b>30.39%</b> 124	<b>59.07%</b> 241	<b>8.09%</b> 33	<b>0.25%</b> 1	<b>2.21%</b> 9	408	1.78
Online scoring and statistics	<b>47.91%</b> 195	<b>41.52%</b> 169	<b>5.16%</b> 21	<b>0.49%</b> 2	<b>4.91%</b> 20	407	1.56
On-site score reporting and statistics	<b>37.47%</b> 151	<b>48.64%</b> 196	<b>7.44%</b> 30	<b>0.00%</b> 0	<b>6.45%</b> 26	403	1.68
Streaming video	<b>34.32%</b> 139	<b>35.06%</b> 142	<b>14.32%</b> 58	<b>1.48%</b> 6	<b>14.81%</b> 60	405	1.80
Spirit of the Game results	<b>19.11%</b> 77	<b>66.50%</b> 268	<b>8.44%</b> 34	<b>1.24%</b> 5	<b>4.71%</b> 19	403	1.91
Still photography	<b>20.94%</b> 85	<b>60.10%</b> 244	<b>10.34%</b> 42	<b>0.25%</b> 1	<b>8.37%</b> 34	406	1.89
Sponsor visibility	<b>8.21%</b> 33	<b>72.39%</b> 291	<b>3.73%</b> 15	<b>0.00%</b> 0	<b>15.67%</b> 63	402	1.95
COMMUNICATIONS AND PROMOTIONAL SERVICES OVERALL	<b>19.15%</b> 77	<b>77.86%</b> 313	<b>1.49%</b> 6	<b>0.00%</b> 0	<b>1.49%</b> 6	402	1.82

**Q10 Please select one response for each of the Large Social Event and Spectator Services listed below.**

Answered: 413 Skipped: 61



	Exceeded expectations	Met expectations	Improvement needed	Major problems	N/A	Total	Weighted Average
Opening ceremony	21.55% 89	51.57% 213	19.61% 81	1.21% 5	6.05% 25	413	2.01
Showcase games	23.60% 97	66.67% 274	4.38% 18	0.73% 3	4.62% 19	411	1.81
Trading night	7.79% 32	34.55% 142	14.36% 59	1.95% 8	41.36% 170	411	2.18
End-of-tournament party	6.55% 27	28.88% 119	31.07% 128	16.26% 67	17.23% 71	412	2.69
Other special events	5.22% 21	31.09% 125	19.15% 77	7.96% 32	36.57% 147	402	2.47
Finals games	25.24% 104	71.60% 295	1.21% 5	0.49% 2	1.46% 6	412	1.77
Medal and Closing ceremonies	12.68% 52	70.49% 289	8.78% 36	0.24% 1	7.80% 32	410	1.96
Spectator and social event transport	4.22% 17	28.78% 116	11.17% 45	0.74% 3	55.09% 222	403	2.19

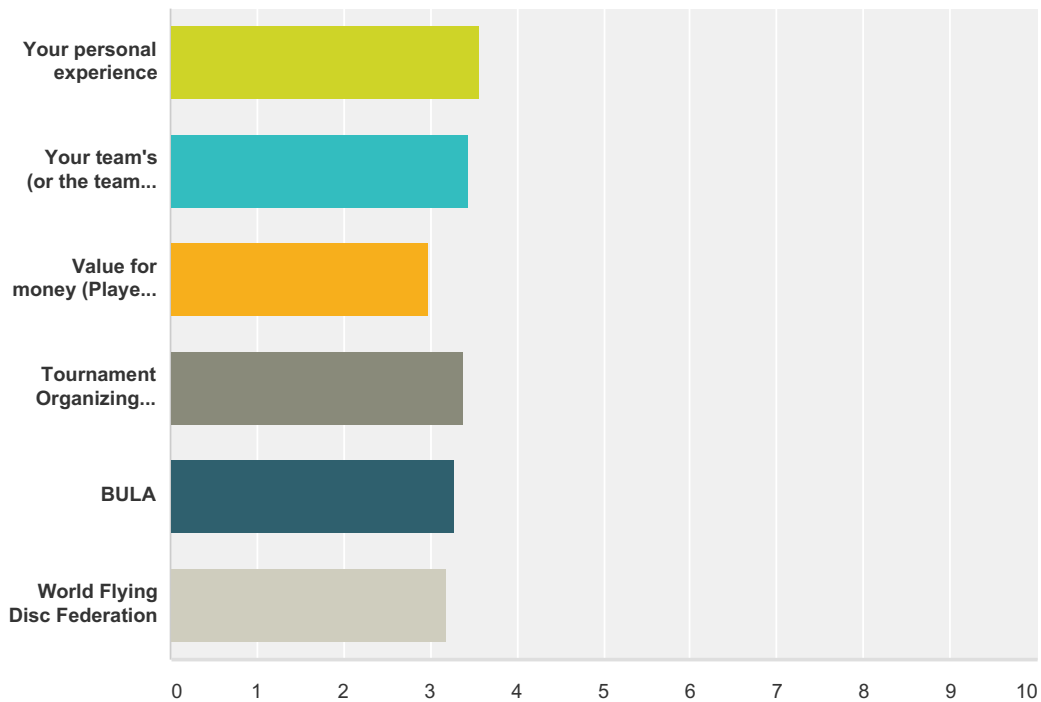
## WCBU2015 Survey

Special event food/beverage	<b>5.96%</b> 24	<b>31.27%</b> 126	<b>24.57%</b> 99	<b>3.72%</b> 15	<b>34.49%</b> 139	403	2.40
LARGE SOCIAL EVENTS AND SPECTATOR SERVICES OVERALL	<b>8.31%</b> 34	<b>66.01%</b> 270	<b>18.34%</b> 75	<b>2.20%</b> 9	<b>5.13%</b> 21	409	2.15



## Q11 Please rate each category in relation to the event:

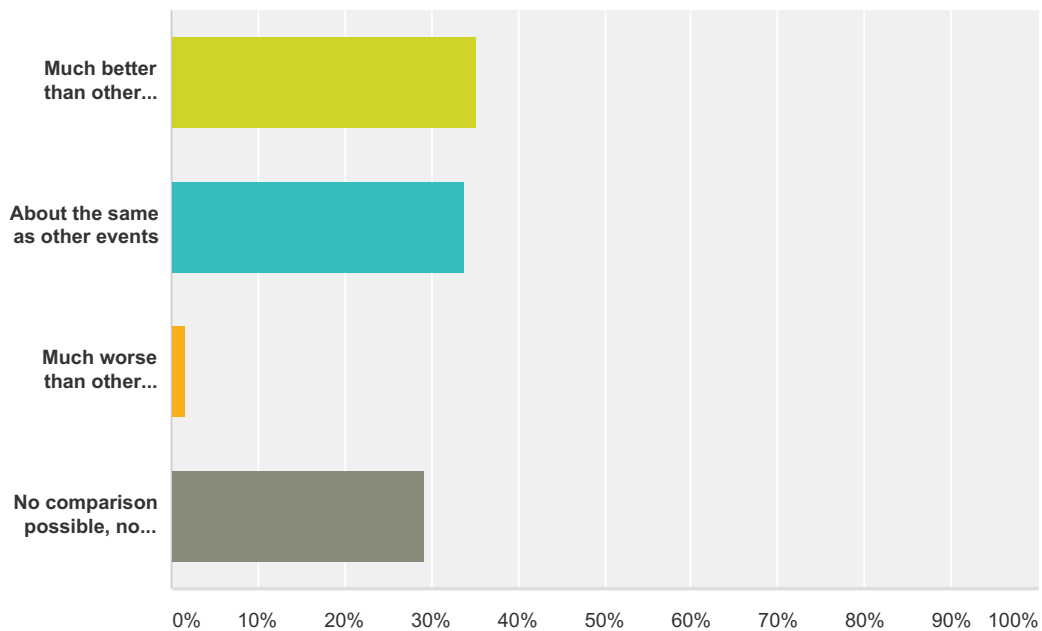
Answered: 407 Skipped: 67



	Exceeded Expectations	Met Expectations	Needs Improvement	Major Problems	N/A	Total	Weighted Average
Your personal experience	58.02% 235	40.00% 162	1.73% 7	0.00% 0	0.25% 1	405	3.56
Your team's (or the team you followed most closely) experience	45.93% 186	50.86% 206	1.98% 8	0.25% 1	0.99% 4	405	3.44
Value for money (Player fee = 145€, Team fee = 520€)	14.57% 59	66.91% 271	15.06% 61	0.74% 3	2.72% 11	405	2.98
Tournament Organizing Committee	38.71% 156	56.58% 228	1.74% 7	0.25% 1	2.73% 11	403	3.38
BULA	27.68% 111	65.34% 262	1.25% 5	0.00% 0	5.74% 23	401	3.28
World Flying Disc Federation	21.30% 85	69.42% 277	2.76% 11	0.00% 0	6.52% 26	399	3.20

## Q12 How would you compare this event to other WFDF/BULA events you have attended?

Answered: 403 Skipped: 71



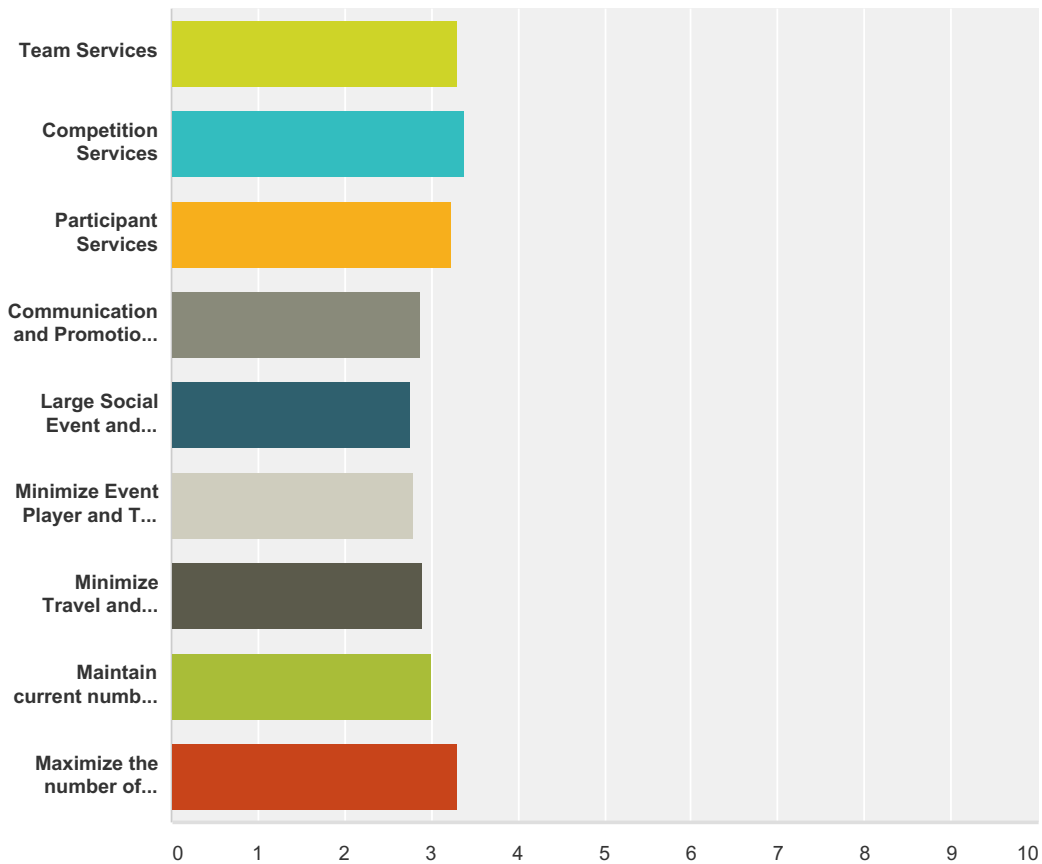
Answer Choices	Responses	
Much better than other events	35.24%	142
About the same as other events	33.75%	136
Much worse than other events	1.74%	7
No comparison possible, no previous WFDF/BULA events	29.28%	118
<b>Total</b>		<b>403</b>

**Q13 Please share any additional feedback  
on the event.**

Answered: 106 Skipped: 368

### Q14 Please rate your priorities for resource allocation at future WFDF events

Answered: 395 Skipped: 79



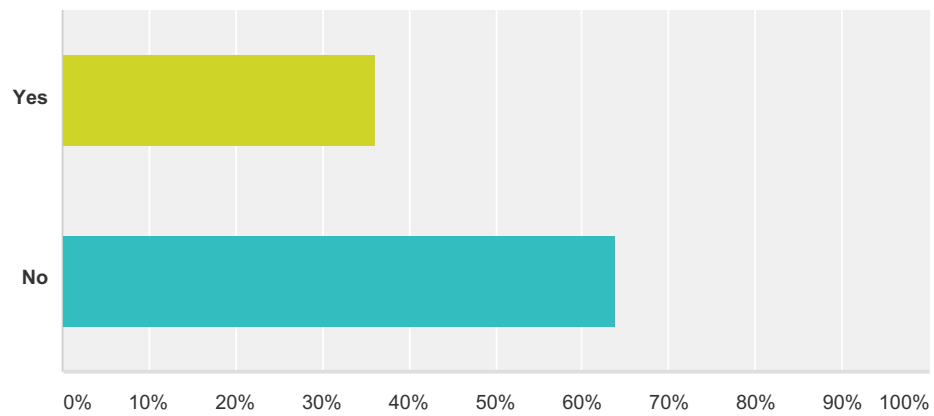
	Most Important	Quite Important	Somewhat Important	Not Important	Total	Weighted Average
Team Services	35.31% 137	57.99% 225	6.70% 26	0.00% 0	388	3.29
Competition Services	42.42% 165	52.96% 206	4.37% 17	0.26% 1	389	3.38
Participant Services	33.85% 131	56.33% 218	9.56% 37	0.26% 1	387	3.24
Communication and Promotional Services	18.81% 73	52.32% 203	28.09% 109	0.77% 3	388	2.89
Large Social Event and Spectator Services	15.80% 61	48.45% 187	32.12% 124	3.63% 14	386	2.76
Minimize Event Player and Team Fees	23.86% 94	37.82% 149	32.99% 130	5.33% 21	394	2.80
Minimize Travel and Related Costs	27.74% 109	39.44% 155	28.75% 113	4.07% 16	393	2.91
Maintain current number of Competition Divisions at the event	32.30% 125	42.64% 165	17.83% 69	7.24% 28	387	3.00
Maximize the number of Participating Teams and Countries	51.03% 198	31.96% 124	12.11% 47	4.90% 19	388	3.29

**Q15 Do you have any suggestions for improving this survey in the future?**

Answered: 53 Skipped: 421

**Q16 Are you interested in receiving follow-up communications directly from BULA/WFDF?**

Answered: 385 Skipped: 89



Answer Choices	Responses	
Yes	36.10%	139
No	63.90%	246
Total		385

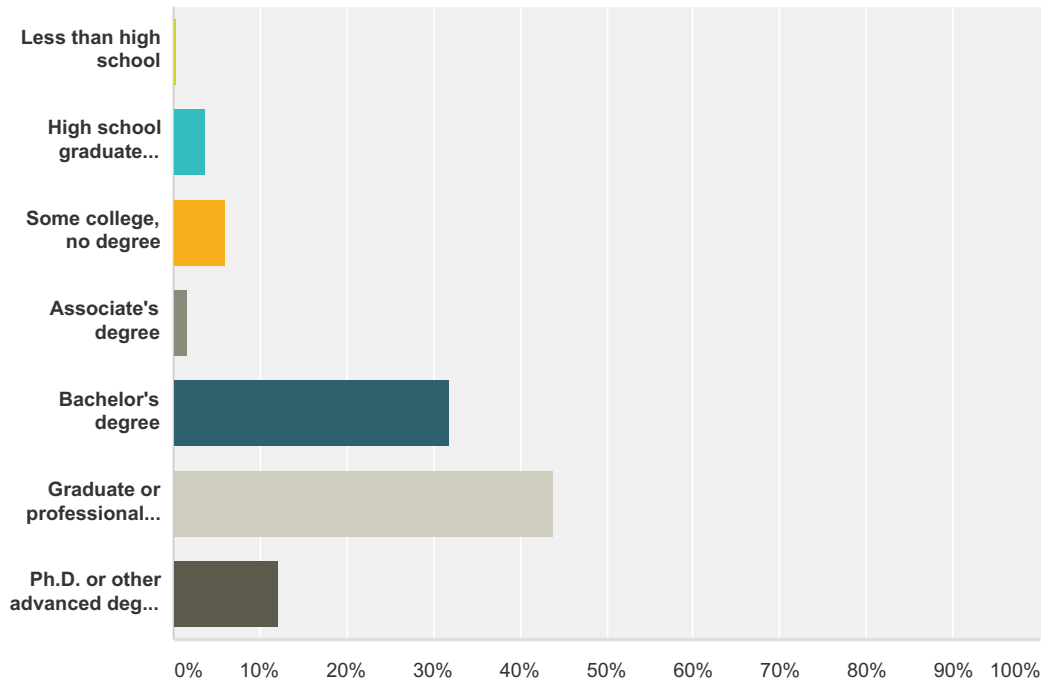
**Q17 If yes, please share your contact information below.**

Answered: 139 Skipped: 335

Answer Choices	Responses	
Name	99.28%	138
Company	0.00%	0
Address	0.00%	0
Address 2	0.00%	0
City/Town	0.00%	0
State/Province	0.00%	0
ZIP/Postal Code	0.00%	0
Country	0.00%	0
Email Address	99.28%	138
Phone Number	0.00%	0

### Q18 What is the highest degree or level of education you have completed?

Answered: 403 Skipped: 71

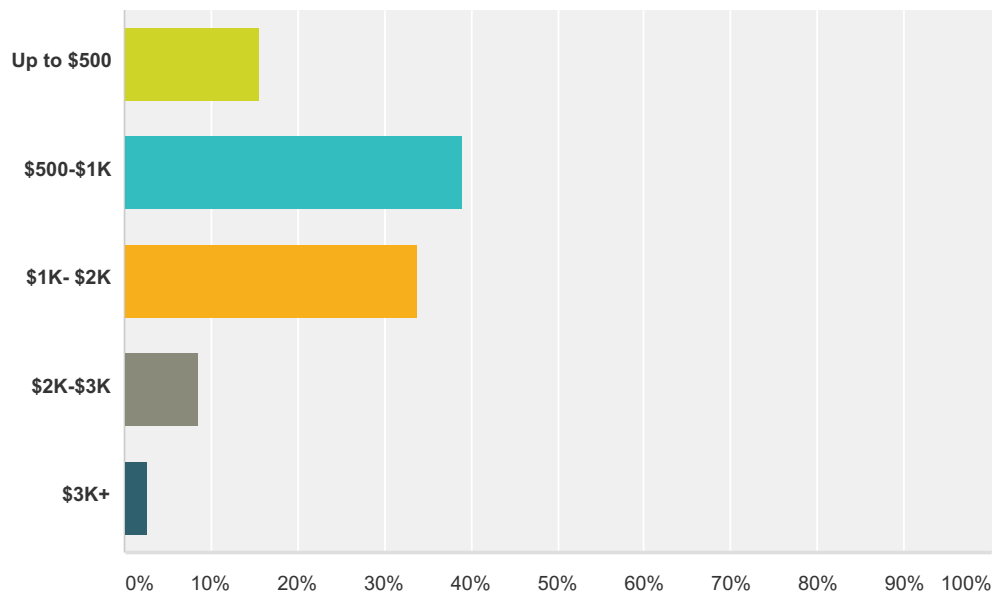


Answer Choices	Responses
Less than high school	0.50% 2
High school graduate (includes equivalency)	3.72% 15
Some college, no degree	5.96% 24
Associate's degree	1.74% 7
Bachelor's degree	32.01% 129
Graduate or professional degree	43.92% 177
Ph.D. or other advanced degree beyond a Master's degree	12.16% 49
<b>Total</b>	<b>403</b>



**Q19 How much did you spend on accommodations, meals, local transport, tourism, and gifts during your stay in UAE?**

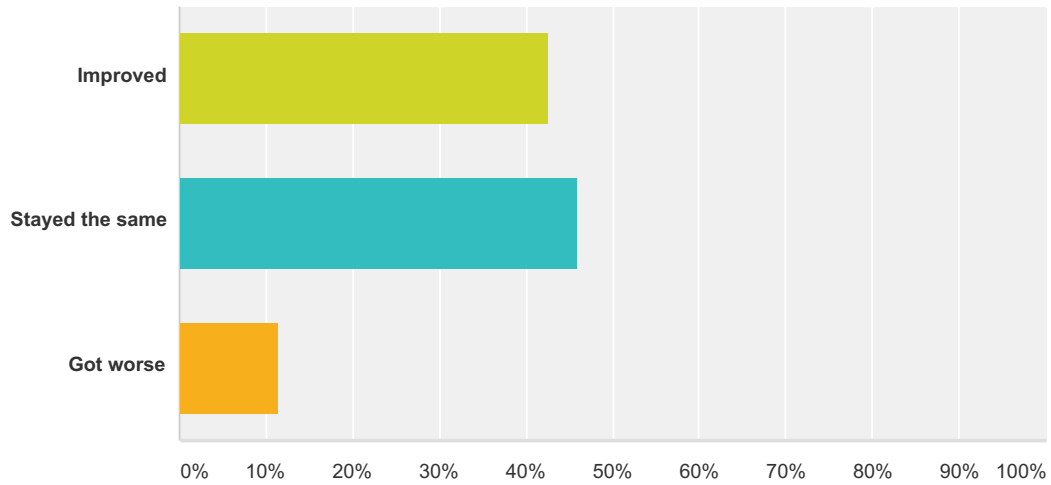
Answered: 396 Skipped: 78



Answer Choices	Responses
Up to \$500	15.66% 62
\$500-\$1K	39.14% 155
\$1K- \$2K	33.84% 134
\$2K-\$3K	8.59% 34
\$3K+	2.78% 11
<b>Total</b>	<b>396</b>

## Q20 How did your perception about Dubai change after the event?

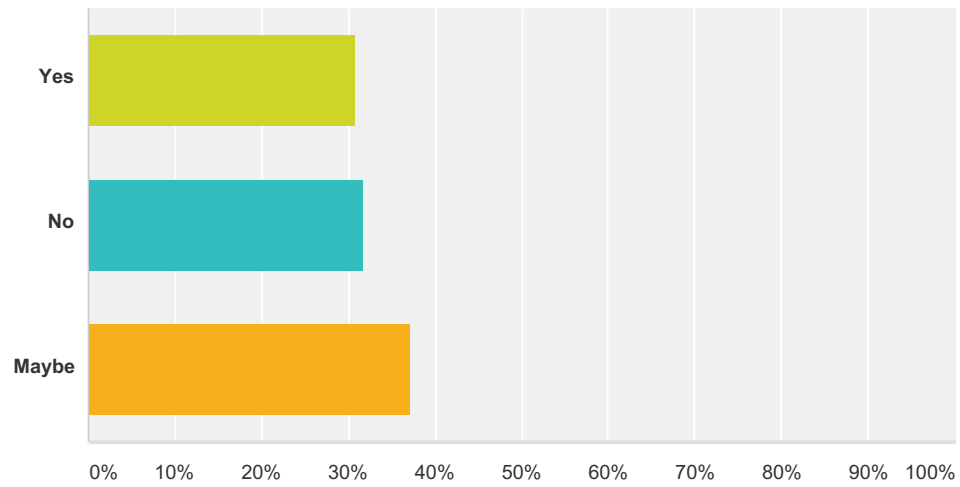
Answered: 402 Skipped: 72



Answer Choices	Responses	
Improved	42.54%	171
Stayed the same	46.02%	185
Got worse	11.44%	46
<b>Total</b>		<b>402</b>

## Q21 Would you go back to the UAE?

Answered: 400 Skipped: 74



Answer Choices	Responses	
Yes	31.00%	124
No	31.75%	127
Maybe	37.25%	149
<b>Total</b>		<b>400</b>