

Census Report

2024

Introduction

The World Flying Disc Federation (WFDF) has conducted a Census annually with its Members since at least 2002.

The Census highlights the ongoing growth and success of Flying Disc Sports, its Disciplines and associated organizations through the great efforts of each Member.

The following Report provides the self-reported information and data for the calendar year of 2023 from WFDF's Members about:

- Organization
- Governance and Financial
- Education and Development
- Recognitions
- Media and Marketing
- Anti-Doping
- Flying Disc Disciplines

Notes and Version History

Version	Approval Date	Notes
1.0	2024-07-18	Initial version for distribution ahead of Annual Congress.
1.1	2024-09-01	Update following Annual Congress.

- A. All graphical charts include data from National Members only.
- B. In cases where a National Member did not file their Census, their country name was included in red and only 'Active Athletes' are projected based on historical filings.
- C. In cases where a National Member is suspended, their country name was included in red and only 'Active Athletes' are projected based on historical filings.

Table of Contents

Introduction.....	2
Notes and Version History.....	2
Table of Contents.....	3
Overview of Active Players.....	4
Compound Average Growth Rate.....	4
Overview of Countries and Players by Year.....	5
Overview of Members and Players.....	7
Governance and Financial.....	10
Education and Development.....	14
Recognitions.....	18
Media and Marketing.....	22
Anti-Doping.....	26
Discipline: Ultimate.....	30
Discipline: Disc Golf.....	36
Discipline: Freestyle.....	39
Discipline: Overall.....	42
Discipline: Guts.....	45
Discipline: Beach Ultimate.....	48
Discipline: Wheelchair Ultimate.....	51

Overview of Active Players

The compound average growth rate in Active Players reported by WFDF National Members has returned to previous rate, pre-COVID-19 pandemic, currently being 12.6% (2023 to 2024) compared to 12.9% from 2009 to 2020).

Changes in data collection methodology impacted reporting, highlighting a difference between “Active Players” and “Total Reported Players”:

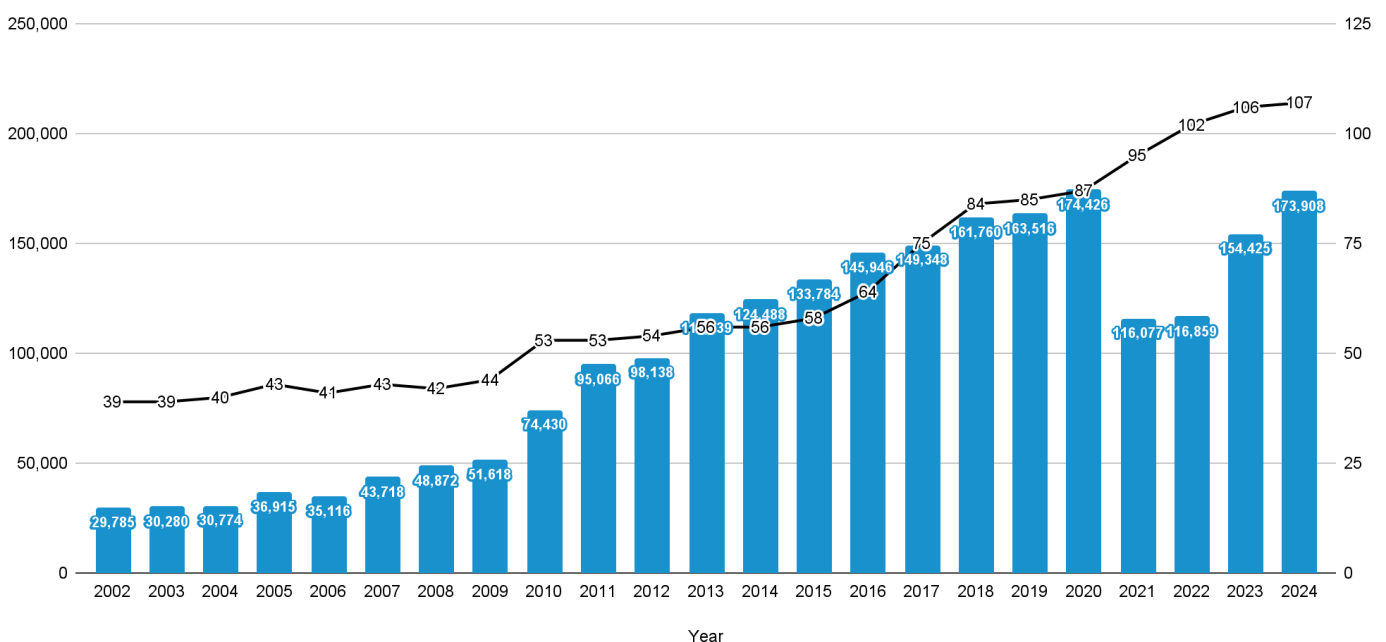
- **Active Players:** Any individual who has, in the past year, taken part in any flying disc competition or event organized or overseen by your organization (Total Number of Players) or any individual who has, in the past year, paid a subscription fee to your organization or to a club which is directly affiliated to your organization through some form of membership (Active Players).
- **Total Reported Players:** Sum all Players reported in Discipline-specific data (i.e., not necessarily paying a subscription fee to the organization or associated club).

Compound Average Growth Rate

The compound annual growth rate is the mean annual growth rate over a period longer than one year.

- 8.4% from 2002 to 2024
- 0.1% from 2020 to 2024
- 12.6% from 2023 to 2024
- 10.3% from 2002 to 2020
- 12.9% from 2009 to 2020
- 11.7% from 2009 to 2024

Total Active Players by Year and Number of National Federations



*2021 and 2022 impacted by global COVID-19 pandemic.

Overview of Countries and Players by Year

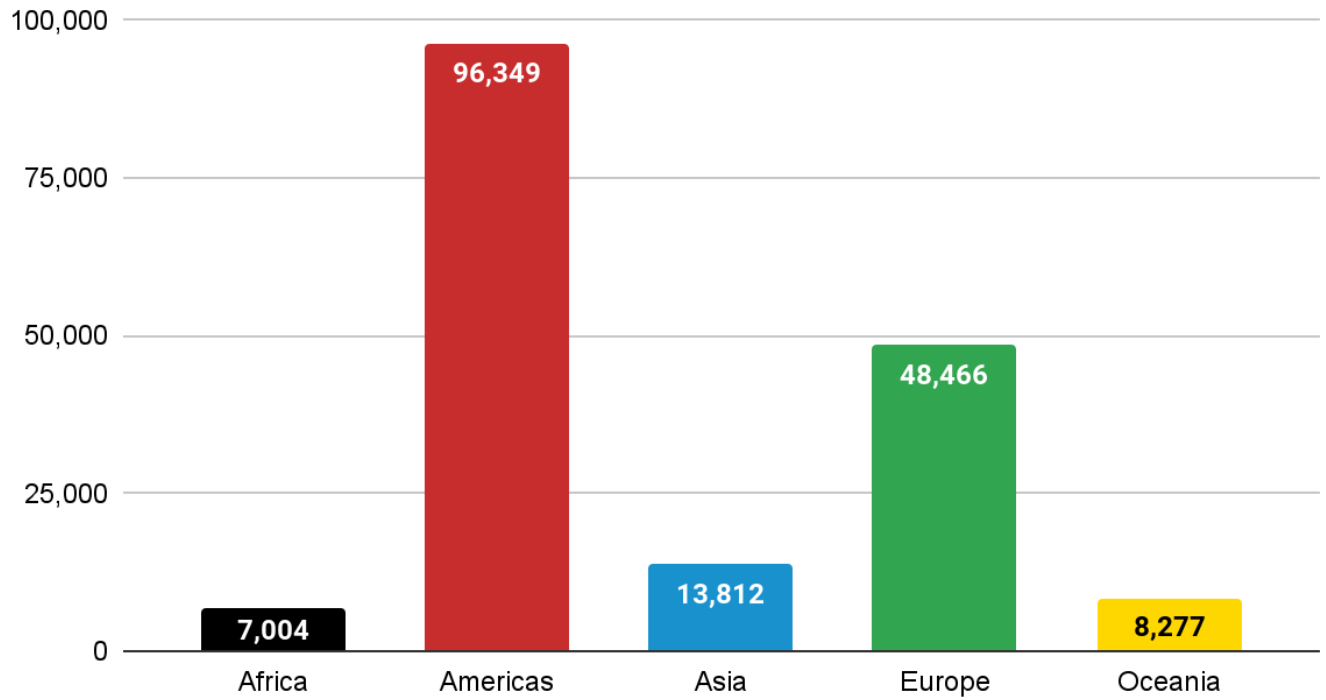
Year	Countries	Male Matching	Female Matching	Total Players	Active Players (Dues)	% Female Matching
2002	39	20,169	9,616	30,384	29,785	32.3%
2003	39	20,577	9,703	31,630	30,280	32.0%
2004	40	20,984	9,790	32,876	30,774	31.8%
2005	43	24,911	12,004	37,590	36,915	32.5%
2006	41	23,825	11,291	41,084	35,116	32.2%
2007	43	30,291	13,427	45,663	43,718	30.7%
2008	42	33,824	15,048	50,665	48,872	30.8%
2009	44	35,750	15,868	56,246	51,618	30.7%
2010	53	56,295	18,135	85,156	74,430	24.4%
2011	53	61,482	33,584	94,886	95,066	35.3%
2012	54	64,409	33,729	98,470	98,138	34.4%
2013	56	78,755	39,584	118,256	118,339	33.4%
2014	56	83,468	41,020	125,005	124,488	33.0%
2015	58	88,992	44,792	133,784	133,784	33.5%
2016	64	97,998	47,948	145,946	145,946	32.9%
2017	75	98,745	50,603	149,348	149,348	33.9%
2018	84	100,476	61,284	165,481	161,760	37.9%
2019	85	107,129	56,387	171,894	163,516	34.5%
2020	87	113,650	60,776	173,634	174,426	34.8%
2021	95	75,553	40,524	121,669	116,077	34.9%
2022	102	76,417	40,442	129,905	116,859	34.6%
2023	106	100,176	54,249	173,825	154,425	35.1%
2024*	107^	112,815	62,465	175,280	173,908	35.6%

^107 is the total number of National Members; 97 filed the 2024 Census.

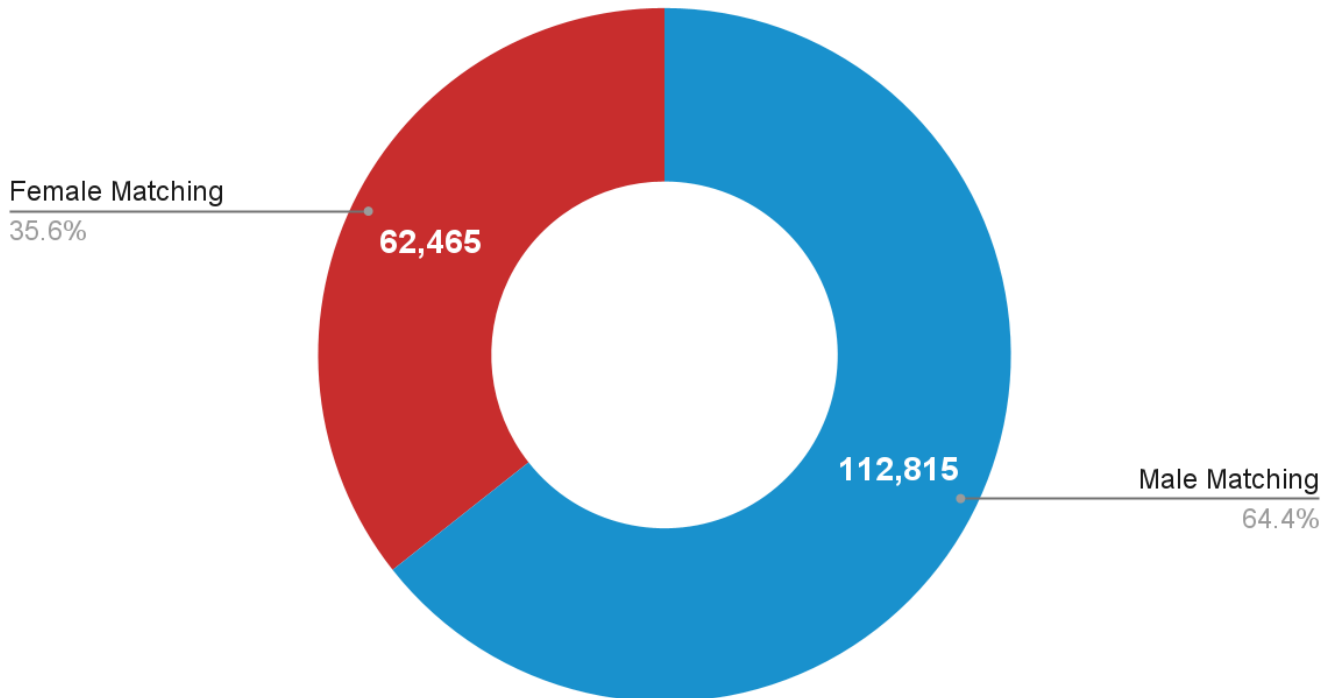
*Includes National Members only (no Associate or Organizational Members).

**There may be overlap with data from certain National Members.

Active Players by Region



Reported Players by Gender Identity



Overview

Member	Type	Region	Provisional	National	Status	Active Players	Reported - Total	Reported - Male Matching	Reported - Female Matching
AFG - Afghanistan	National	Asia	2017	2022	Not Good	250	5,168	4,048	1,120
ALB - Albania	National - Administrative	Europe	2021	2024	Good	20	40	24	16
ARG - Argentina	National	Americas	2010	2013	Good	350	436	276	160
ARM - Armenia	National - Administrative	Europe	2017	2022	Not Good	100	686	365	321
AUS - Australia	National	Oceania	1985	1985	Good	7,157	17,280	10,632	6,648
AUT - Austria	National	Europe	1985	1985	Good	1,090	6,900	4,600	2,300
BDI - Burundi	National - Provisional	Africa	2022	2025	Good	187	395	319	76
BEL - Belgium	National	Europe	1985	1985	Good	2,892	2,819	1,932	887
BLR - Belarus	National - Provisional	Europe	2010		Not Good	70			
BOL - Bolivia	National - Administrative	Americas	2016	2023	Not Good	176	359	249	110
BRA - Brazil	National	Americas	1990	1990	Not Good	160			
BRN - Bahrain	National - Administrative	Asia	2018	2023	Not Good	0			
BRU - Brunei Darussalam	National - Administrative	Asia	2018	2023	Good	200	310	185	125
BUL - Bulgaria	National - Administrative	Europe	2019	2023	Good	60	163	132	31
CAM - Cambodia	National - Basic	Asia	2016	2023	Not Good	80	252	142	110
CAN - Canada	National	Americas	1985	1985	Good	35,717	88,231	51,500	36,731
CAY - Cayman Islands	National - Basic	Americas	2020	2023	Good	40	88	67	21
CHI - Chile	National - Basic	Americas	2015	2022	Good	410	553	424	129
CHN - China, P.R.	National	Asia	2010	2012	Good	1,500	53,440	32,130	21,310
COD - Congo, D.R.	National	Africa	2014	2014	Not Good	20			
COL - Colombia	National	Americas	2008	2019	Good	2,942	5,287	3,353	1,934
CRC - Costa Rica	National - Basic	Americas	1993	2023	Good	105	350	257	93
CRO - Croatia	National	Europe	2010	2023	Good	75	75	62	13
CZE - Czechia	National	Europe	2010	2010	Good	1,439	2,282	1,395	887
DEN - Denmark	National	Europe	1985	1985	Good	2,365	2,365	2,113	252
DOM - Dominican Republic	National	Americas	2008	2010	Good	200	343	225	118
ECU - Ecuador	National - Provisional	Americas	2022	2025	Good	30	110	65	45
EGY - Egypt	National	Africa	2016	2016	Not Good	250	490	320	170
ESA - El Salvador	National - Administrative	Americas	2021	2024	Not Good	50			
ESP - Spain	National	Europe	1985	1985	Good	1,392	3,451	2,125	1,326
EST - Estonia	National	Europe	2014	2014	Good	63	148	113	35
FIN - Finland	National	Europe	1985	1985	Good	549	1,099	666	433
FRA - France	National	Europe	1985	1985	Good	6,494	17,406	13,153	4,253
GBR - Great Britain	National	Europe	1985	1985	Good	4,425	7,481	4,862	2,619
GEO - Georgia	National	Europe	2015	2015	Not Good	30	160	79	81
GER - Germany	National	Europe	1985	1985	Good	8,021	12,932	9,220	3,712
GHA - Ghana	National - Basic	Africa	2021	2024	Good	4,951	10,243	8,596	1,647
GRE - Greece	National	Europe	2021	2021	Good	30	93	53	40
GUM - Guam	National	Oceania	2015	2015	Good	50	126	99	27
HAI - Haiti	National - Administrative	Americas	2020	2024	Not Good	187	250	141	109
HKG - Hong Kong, China	National	Asia	2008	2008	Good	492	748	442	306
HUN - Hungary	National	Europe	2011	2011	Good	750	3,437	1,889	1,548
INA - Indonesia	National	Asia	2020	2021	Good	98	247	153	94
IND - India	National	Asia	2002	2014	Good	1,056	3,518	1,981	1,537

Overview

Member	Type	Region	Provisional	National	Status	Active Players	Reported - Total	Reported - Male Matching	Reported - Female Matching
IRI - Iran, I.R.	National	Asia	2018	2022	Not Good	260	505	349	156
IRL - Ireland	National	Europe	1985	1985	Good	563	863	570	293
ISL - Iceland	National	Europe	2013	2013	Not Good	310			
ISR - Israel	National	Europe	2012	2012	Good	398	662	580	82
ISV - U.S. Virgin Islands	National	Americas	2019	2022	Good	45	81	66	15
ITA - Italy	National	Europe	1985	1985	Good	1,954	7,162	4,983	2,179
JOR - Jordan	National - Administrative	Asia	2018	2023	Good	100	170	125	45
JPN - Japan	National	Asia	1985	1985	Good	4,727	16,248	10,656	5,592
KAZ - Kazakhstan	National - Administrative	Asia	2019	2023	Not Good	18	177	121	56
KEN - Kenya	National	Africa	2015	2023	Good	229	579	359	220
KGZ - Kyrgyzstan	National - Administrative	Asia	2021	2024	Not Good	114			
KOR - Korea, R.	National	Asia	2012	2012	Good	200	398	266	132
KSA - Saudi Arabia	National - Basic	Asia	2022	2025	Good	15	178	116	62
KUW - Kuwait	National - Basic	Asia	2021	2024	Good	50	107	73	34
LAT - Latvia	National	Europe	2000	2011	Good	386	5,239	4,140	1,099
LBN - Lebanon	National - Basic	Asia	2017	2023	Good	100	390	300	90
LTU - Lithuania	National	Europe	2003	2016	Good	150	1,491	1,118	373
LUX - Luxembourg	National	Europe	2010	2020	Good	41	129	93	36
MAD - Madagascar	National - Administrative	Africa	2021	2024	Not Good	188	419	294	125
MAR - Morocco	National	Africa	2015	2015	Not Good	60			
MAS - Malaysia	National	Asia	2015	2015	Good	1,000	1,020	610	410
MAW - Malawi	National - Basic	Africa	2020	2023	Not Good	45	90	77	13
MDA - Moldova, R.	National - Administrative	Europe	2017	2023	Not Good	30	60	50	10
MEX - Mexico	National	Americas	1994	2019	Good	686	1,878	1,098	780
MGL - Mongolia	National - Provisional	Asia	2023	2026	Good	15	119	94	25
MLI - Mali	National - Basic	Africa	2020	2023	Not Good	50	221	140	81
MLT - Malta	National	Europe	2018	2020	Good	30	60	40	20
MON - Monaco	National - Provisional	Europe	2022	2025	Good	5	5	5	0
MRI - Mauritius	National - Administrative	Africa	2021	2022	Good	30	90	38	52
NAM - Namibia	National - Administrative	Africa	2021	2024	Not Good	41	77	65	12
NCA - Nicaragua	National - Basic	Americas	2020	2023	Good	160	265	185	80
NED - Netherlands	National	Europe	1985	1985	Good	2,243	3,647	2,587	1,060
NGR - Nigeria	National - Administrative	Africa	2021	2022	Not Good	150	933	685	248
NOR - Norway	National	Europe	1985	2010	Good	7,690	7,978	6,857	1,121
NZL - New Zealand	National	Oceania	1985	1985	Good	1,070	4,810	2,607	2,203
PAN - Panama	National	Americas	2011	2012	Good	327	3,111	1,675	1,436
PER - Peru	National - Basic	Americas	2020	2023	Good	40	161	112	49
PHI - Philippines	National	Asia	2007	2007	Good	412	941	592	349
PLE - Palestine	National - Administrative	Asia	2020	2020	Good	120	234	129	105
POL - Poland	National	Europe	2011	2011	Good	733	1,822	1,014	808
POR - Portugal	National	Europe	2003	2013	Good	269	661	429	232
QAT - Qatar	National - Provisional	Asia	2015	?	Good	0	158	104	54
ROU - Romania	National - Administrative	Europe	2017	2023	Good	126	199	143	56
RSA - South Africa	National	Africa	1999	2006	Good	379	686	435	251

Overview

Member	Type	Region	Provisional	National	Status	Active Players	Reported - Total	Reported - Male Matching	Reported - Female Matching
RUS - Russian Federation	National	Europe	2002	2010	Not Good	376			
RWA - Rwanda	National - Provisional	Africa	2016	2026	Good	40	501	406	95
SGP - Singapore	National	Asia	2007	2007	Good	542	872	455	417
SLO - Slovenia	National	Europe	2010	2011	Good	230	480	317	163
SRB - Serbia	National - Administrative	Europe	2021	2024	Good	30	30	25	5
SRI - Sri Lanka	National - Provisional	Asia	2019	2026	Good	40	100	80	20
SUI - Switzerland	National	Europe	1985	1985	Good	1,422	3,759	2,501	1,258
SVK - Slovakia	National	Europe	2000	2010	Good	318	647	448	199
SWE - Sweden	National	Europe	1985	1985	Good	1,566	2,192	1,529	663
TAN - Tanzania, U.R.	National - Basic	Africa	2012	2022	Not Good	50			
THA - Thailand	National	Asia	2018	2020	Good	2,000	5,900	3,470	2,430
TPE - Chinese Taipei	National	Asia	1988	1988	Good	400	1,950	1,357	593
TUR - Türkiye	National	Europe	2013	2013	Good	295	754	488	266
UAE - United Arab Emirates	National	Asia	2014	2014	Good	137	286	187	99
UGA - Uganda	National	Africa	2013	2013	Good	464	1,038	716	322
UKR - Ukraine	National	Europe	2010	2013	Good	192	520	392	128
URU - Uruguay	National - Basic	Americas	2016	2022	Good	70	92	66	26
USA - United States of America	National	Americas	1985	1985	Good	54,609			
VEN - Venezuela	National	Americas	2002	2002	Good	255			
FPA - Freestyle Players Assn.	Organizational	N/A	2013	2013	Not Good	149	149	115	34
GPA - Guts Players Assn.	Organizational	N/A	1985	1985	Good	165	482	450	32
MFDC - Mediterranean F.D.C.	Associate	N/A	2021	2021	Good	0	0	0	0
PDGA - Professional D.G. Assn.	Associate	N/A	1985	1985	Good	136,636	136,636	126,521	10,115
Total		111				312,068	470,173	341,890	128,283
Total - NFs		107				175,118	332,906	214,804	118,102
Africa		16				7,134	15,762	12,450	3,312
Americas		20				96,559	101,595	59,759	41,836
Asia		27				13,926	93,436	58,165	35,271
Europe		41				49,222	99,897	71,092	28,805
Oceania		3				8,277	22,216	13,338	8,878

Governance and Financial

Member	Reprentation of All Disciplines	Action Plan	Annual Turnover (USD)	Number of Paid Staff	Annual Dues	Event Fees	Number of Board Members	Board Members - Female Matching	Board Members - Male Matching	Board Members - Persons Identifying with Disability	Board Meetings per Year	Meeting Minutes Published
AFG - Afghanistan	Yes	N/A	\$350	15	No	Yes	16	5	8	3	12	No
ALB - Albania	No	laying ultimate, in orde	\$0	0	No	No	5	2	3	0	1	No
ARG - Argentina	No		\$600	0	Yes	No	9	3	6	0	4	Yes
ARM - Armenia	Yes		\$0	0	No	No	10	5	5	0	10	No
AUS - Australia	Yes	NA	\$819,000	7	No	Yes	7	3	4	0	6	No
AUT - Austria	Yes		\$300,000	0.25	No	No	3	0	3	0	12	Yes
BDI - Burundi	No	have not yet planned	\$300	0	No	No	5	1	4	0	3	No
BEL - Belgium	Yes	/	\$60,000	0	Yes	Yes	6	3	3	0	12	Yes
BLR - Belarus												
BOL - Bolivia	Yes		\$1,348	0	No	Yes	2	0	2	0	5	No
BRA - Brazil												
BRN - Bahrain												
BRU - Brunei Darussalam	Yes		\$200	0	No	Yes	10	5	5	0	2	Yes
BUL - Bulgaria	Yes		\$0	0	No	No	3	1	2	0	4	Yes
CAM - Cambodia	Yes		\$50	0	Yes	Yes	1	0	1	0	0	No
CAN - Canada	Yes		\$1,084,220	4.5	Yes	Yes	8	3	5	0	11	No
CAY - Cayman Islands	No	s beyond Ultimate we	\$6,700	0	No	Yes	8	2	6	0	5	No
CHI - Chile	No	we are planning this y	\$100	0	Yes	No	4	2	2	0	10	No
CHN - China, P.R.	Yes		\$120,000	8	No	Yes	8	0	8	0	2	No
COD - Congo, D.R.												
COL - Colombia	Yes		\$207,500	20	Yes	Yes	5	3	2	0	6	Yes
CRC - Costa Rica	Yes		\$4,000	0	Yes	No	7	3	4	0	48	Yes
CRO - Croatia	Yes		\$10,000	0	Yes	Yes	5	1	4	0	4	No
CZE - Czechia	Yes		\$34,400	0	Yes	No	3	1	2	0	5	Yes
DEN - Denmark	Yes		\$33	1	Yes	Yes	9	1	8	0	6	No
DOM - Dominican Republic	Yes		\$5,000	0	Yes	Yes	5	2	3	0	6	No
ECU - Ecuador	No		\$500	5	No	Yes	5	3	2	0	5	No
EGY - Egypt	Yes		\$700	5	Yes	Yes	5	0	5	0	5	Yes
ESA - El Salvador												
ESP - Spain	Yes		\$40,000	0	Yes	No	5	2	3	0	2	No
EST - Estonia	Yes	-	\$3,000	0	Yes	Yes	3	1	2	0	4	No
FIN - Finland	No	sent those sports, tha	\$170,273	0.75	Yes	Yes	6	4	2	0	7	No
FRA - France	Yes		\$500,000	3.5	Yes	Yes	16	7	9	0	5	Yes
GBR - Great Britain	No	golf associations to c	\$1,480,000	5.5	Yes	Yes	12	6	6	0	8	No
GEO - Georgia	Yes		\$250	0	Yes	No	4	2	2	0	4	No
GER - Germany	Yes		\$200	2	Yes	Yes	9	2	7	0	10	Yes
GHA - Ghana	Yes	s to the youth (especia	\$1,000	2	No	No	7	2	5	0	6	No
GRE - Greece	Yes		\$300	0	Yes	Yes	6	4	2	0	2	Yes
GUM - Guam	Yes		\$2,000	0	No	Yes	4	2	2	0	2	No
HAI - Haiti	Yes	n	\$2,000	0	No	No	7	2	5	0	0	No
HKG - Hong Kong, China	Yes		\$30,000	5	Yes	Yes	7	1	6	0	13	No
HUN - Hungary	Yes		\$50,000	3	No	Yes	4	0	4	0	10	Yes
INA - Indonesia	Yes		\$1,000	0	Yes	No	7	4	3	0	5	No
IND - India	Yes		\$95,000	3	Yes	Yes	4	2	2	0	12	No
IRI - Iran, I.R.	Yes		\$1,200	10	Yes	Yes	7	1	6	0	12	Yes

Governance and Financial

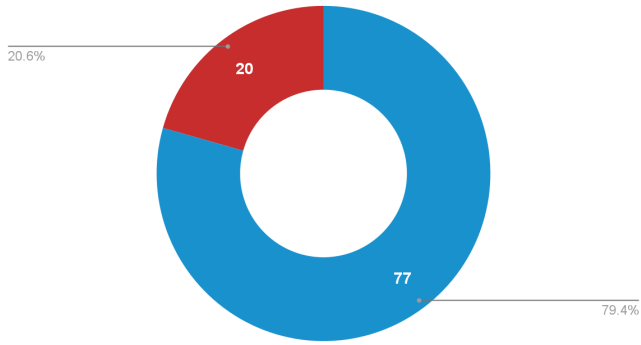
Member	Repretation of All Disciplines	Action Plan	Annual Turnover (USD)	Number of Paid Staff	Annual Dues	Event Fees	Number of Board Members	Board Members - Female Matching	Board Members - Male Matching	Board Members - Persons Identifying with Disability	Board Meetings per Year	Meeting Minutes Published
IRL - Ireland	Yes		\$59,838	0	Yes	Yes	6	4	2	0	4	Yes
ISL - Iceland												
ISR - Israel	Yes		\$183,000	1	Yes	Yes	6	2	4	0	8	No
ISV - U.S. Virgin Islands	Yes		\$8,920	0	No	No	4	2	2	0	4	No
ITA - Italy	Yes		\$160	0	Yes	Yes	11	3	8	0	8	Yes
JOR - Jordan	Yes		\$500	0	No	Yes	5	1	4	0	12	No
JPN - Japan	Yes		\$1,300,000	5	Yes	Yes	15	3	12	0	12	No
KAZ - Kazakhstan	Yes		\$0	0	No	No	4	2	2	0	2	Yes
KEN - Kenya	No	in the process of incor	\$0	0	No	Yes	7	3	4	0	12	Yes
KGZ - Kyrgyzstan												
KOR - Korea, R.	No	isc Union) membersh	\$32,000	0	Yes	Yes	3	0	3	0	0	No
KSA - Saudi Arabia	Yes		\$0	2	No	No	4	1	3	0	8	Yes
KUW - Kuwait	Yes		\$0	0	No	No	2	1	1	0	0	No
LAT - Latvia	No	no plans for GUTS or	\$30,000	0	Yes	Yes	3	1	2	0	3	No
LBN - Lebanon	No	ly grow the ultimate fr	\$1,000	0	No	Yes	10	2	8	0	6	Yes
LTU - Lithuania	Yes		\$120,000	0	Yes	Yes	9	2	7	0	6	Yes
LUX - Luxembourg	Yes		\$999	0	No	No	3	1	2	0	3	No
MAD - Madagascar	Yes	x to expand the introd	00	0	No	No	6	2	4	0	6	No
MAR - Morocco												
MAS - Malaysia	Yes		\$4,000	0	Yes	Yes	5	2	3	0	10	No
MAW - Malawi	Yes		\$2,000	0	Yes	No	4	2	2	0	0	No
MDA - Moldova, R.	Yes		\$0	0	No	No	1	0	1	0	1	No
MEX - Mexico	Yes		\$16,853	10	Yes	Yes	4	1	3	0	1	Yes
MGL - Mongolia	Yes		\$300	0	No	Yes	7	1	6	0	4	Yes
MLI - Mali	No	inter scolaire and gam	\$1	0	No	No	5	2	3	1	2	No
MLT - Malta	Yes		\$1,000	0	No	No	3	0	3	0	1	No
MON - Monaco	Yes		\$500	0	No	No	3	1	2	0	3	No
MRI - Mauritius	Yes		\$1,500	8	No	No	6	2	4	0	12	Yes
NAM - Namibia	Yes	sports emerging in W	\$0	0	No	No	4	1	3	1	1	No
NCA - Nicaragua	Yes	untry. At the moment th	\$0	0	No	No	5	0	5	0	0	No
NED - Netherlands	Yes		\$299,000	1	Yes	Yes	3	1	2	0	20	Yes
NGR - Nigeria	Yes	FEDERATION, NIGE	\$100,000	0	No	No	5	1	4	1	2	No
NOR - Norway	Yes		\$110,000	1.5	Yes	Yes	10	6	4	0	5	Yes
NZL - New Zealand	No	Sports to WFDF, but e	\$58,613	1.5	No	Yes	6	2	4	0	6	No
PAN - Panama	Yes		\$7,500	0	Yes	Yes	7	4	3	0	12	Yes
PER - Peru	No	por el momento, dicho	\$0	0	No	Yes	5	2	3	0	10	No
PHI - Philippines	Yes		\$1,000	0	Yes	Yes	3	2	1	0	1	No
PLE - Palestine	Yes		\$0	0	No	No	6	3	3	0	12	No
POL - Poland	Yes		\$20,000	0	No	Yes	5	1	4	0	8	No
POR - Portugal	Yes		\$20,000	2	Yes	Yes	5	4	1	0	2	Yes
QAT - Qatar	No	ng for government app	\$1,000	0	No	Yes	9	3	7	0	2	Yes
ROU - Romania	Yes	we are handling to diff	\$0	0	No	Yes	5	2	3	0	12	Yes
RSA - South Africa	Yes		\$2,000	0	Yes	Yes	5	2	3	0	6	Yes
RUS - Russian Federation												
RWA - Rwanda	Yes	N/A	\$100	0	No	Yes	5	1	4	0	3	Yes

Governance and Financial

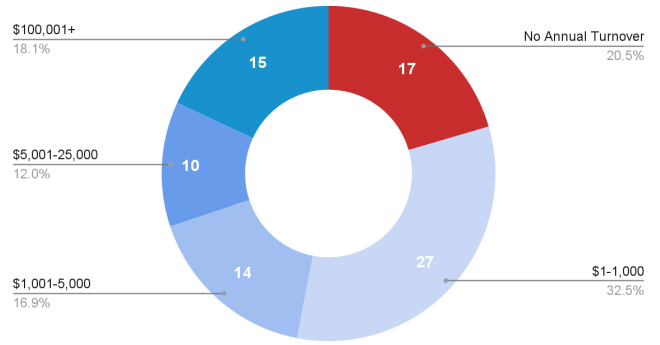
Member	Repretation of All Disciplines	Action Plan	Annual Turnover (USD)	Number of Paid Staff	Annual Dues	Event Fees	Number of Board Members	Board Members - Female Matching	Board Members - Male Matching	Board Members - Persons Identifying with Disability	Board Meetings per Year	Meeting Minutes Published
SGP - Singapore	Yes		\$25,000	0	Yes	Yes	9	3	6	0	4	No
SLO - Slovenia	Yes		\$1,300	0	Yes	Yes	5	2	3	0	1	Yes
SRB - Serbia	Yes	done we will be worki	\$0	0	No	No	0	0	0	0	0	No
SRI - Sri Lanka	Yes		\$3,000	0	No	Yes	11	2	9	0	1	No
SUI - Switzerland	Yes		\$60,000	0	Yes	Yes	4	1	3	0	4	No
SVK - Slovakia	Yes		\$80,000	1	Yes	No	3	1	2	0	4	Yes
SWE - Sweden	Yes		\$247,386	1	No	Yes	5	2	3	0	12	Yes
TAN - Tanzania, U.R.												
THA - Thailand	Yes	r Ultimate Champions and Guts Championsh	\$20,000	2	Yes	Yes	13	4	9	0	12	Yes
TPE - Chinese Taipei	Yes	0	\$100,000	5	Yes	Yes	15	1	14	0	2	Yes
TUR - Türkiye	No	ization in the country	\$500	0	Yes	Yes	5	2	3	0	4	No
UAE - United Arab Emirates	Yes		\$0	0	No	No	5	2	3	0	4	No
UGA - Uganda	No	PLAYED ACCROSS	\$15,676	1	No	Yes	12	5	7	0	12	Yes
UKR - Ukraine	Yes		\$4,300	0	Yes	No	5	1	4	0	1	No
URU - Uruguay	No		\$1,000	0	Yes	Yes	7	0	7	0	12	Yes
USA - United States of America	No	We're working on it.	\$5,100,000	17.5	Yes	Yes	12	4	8	0	4	Yes
VEN - Venezuela	Yes	National Federation	\$0	0	Yes	No	7	2	5	0	2	Yes
FPA - Freestyle Players Assn.	No		\$14,600	0	Yes	Yes	9	3	5	0	6	No
GPA - Guts Players Assn.	Yes		\$1,500	0	No	Yes	7	0	7	0	4	Yes
MFDC - Mediterranean F.D.C.	Yes		\$1,000	0	No	Yes	12	2	10	0	3	No
PDGA - Professional D.G. Assn.	No	le only disc sport that	\$11,044,049	43	Yes	Yes	7	2	5	0	12	Yes
Total	-	-	\$24,132,319	203.0	52%	65%	6.3	32%	67%	1%	6.1	43%
Total - NFs	79%	-	\$13,071,170	160.0	53%	64%	6.3	32%	67%	1%	6.1	42%
Africa	69%	-	\$123,277	16.0	23%	38%	5.8	32%	68%	4%	5.4	46%
Americas	61%	-	\$6,446,241	57.0	61%	61%	6.2	34%	66%	0%	8.1	44%
Asia	88%	-	\$1,735,600	55.0	48%	76%	7.4	27%	72%	2%	6.0	36%
Europe	87%	-	\$3,886,439	23.5	66%	63%	5.5	38%	62%	0%	5.7	47%
Oceania	67%	-	\$879,613	8.5	0%	100%	5.7	41%	59%	0%	4.7	0%

Governance and Financial

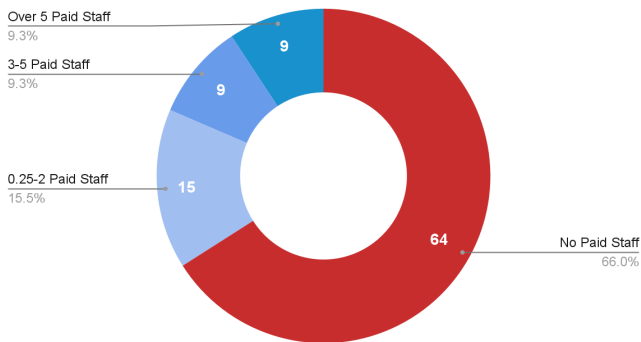
Represents All Flying Disc Disciplines



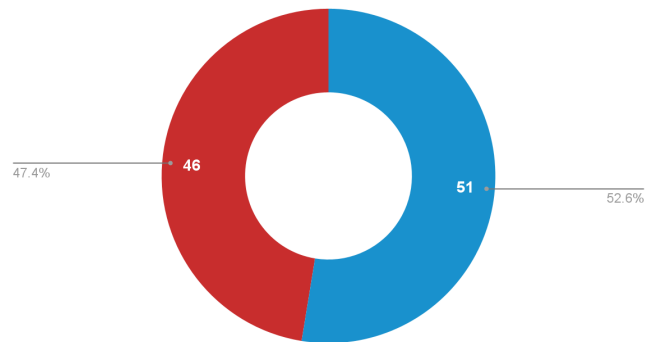
Annual Turnover



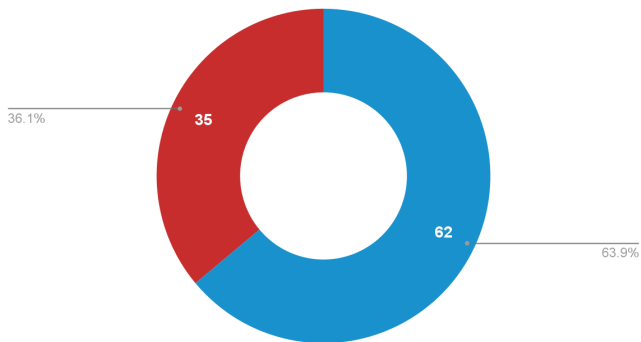
Paid Staff



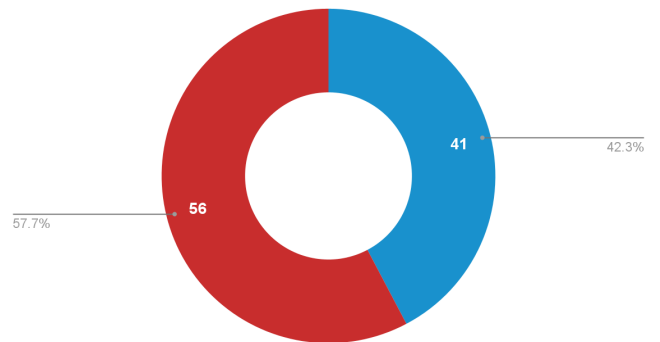
Collection of Annual Dues



Collection of Event Participation Fees



Publication of Meeting Minutes



Education and Development

Member	Coach Education	Future Offering	Sharing Resources	SotG Education	Gender, Diversity Equality and Inclusion Programs	Youth Programs	School and University Programs	Sustainability Programs
AFG - Afghanistan	Yes	Yes	Yes	Yes	Yes	Yes	Yes	Yes
ALB - Albania	No	Yes	Yes	No	No	No	No	No
ARG - Argentina	Yes			No	Yes	No	No	No
ARM - Armenia	Yes	Yes	Yes	Yes	Yes	Yes	Yes	Yes
AUS - Australia	Yes			No	Yes	Yes	Yes	Yes
AUT - Austria	Yes			Yes	Yes	Yes	Yes	No
BDI - Burundi	No	Yes	Yes	No	No	Yes	Yes	No
BEL - Belgium	No	Yes	Yes	No	Yes	Yes	Yes	No
BLR - Belarus								
BOL - Bolivia	No	Yes		No	No	Yes	No	No
BRA - Brazil								
BRN - Bahrain								
BRU - Brunei Darussalam	No	Yes	Yes	Yes	No	Yes	No	No
BUL - Bulgaria	No	Yes	Yes	No	No	Yes	No	Yes
CAM - Cambodia	No			Yes	Yes	Yes	No	No
CAN - Canada	Yes		Yes	Yes	Yes	Yes	Yes	No
CAY - Cayman Islands	No	Yes		Yes	No	No	No	No
CHI - Chile	No	Yes	Yes	No	No	Yes	Yes	No
CHN - China, P.R.	Yes		Yes	Yes	Yes	Yes	Yes	Yes
COD - Congo, D.R.								
COL - Colombia	Yes		Yes	Yes	Yes	Yes	No	Yes
CRC - Costa Rica	No	Yes		No	Yes	Yes	Yes	Yes
CRO - Croatia	No	Yes		No	Yes	Yes	Yes	No
CZE - Czechia	Yes		No	No	No	Yes	Yes	No
DEN - Denmark	Yes		Yes	No	Yes	Yes	Yes	Yes
DOM - Dominican Republic	No	Yes	Yes	No	No	No	Yes	Yes
ECU - Ecuador	No	Yes	Yes	Yes	Yes	Yes	No	Yes
EGY - Egypt	No	Yes		Yes	Yes	No	No	Yes
ESA - El Salvador								
ESP - Spain	No	Yes		No	No	No	No	No
EST - Estonia	No	Yes		No	No	Yes	No	No
FIN - Finland	No	Yes	Yes	No	No	Yes	No	Yes
FRA - France	Yes		Yes	Yes	Yes	Yes	Yes	Yes
GBR - Great Britain	Yes		Yes	No	No	No	No	No
GEO - Georgia	Yes		No	Yes	Yes	Yes	Yes	No
GER - Germany	Yes		No	Yes	No	Yes	No	No
GHA - Ghana	Yes		Yes	Yes	Yes	Yes	Yes	Yes
GRE - Greece	Yes		Yes	Yes	Yes	Yes	Yes	Yes
GUM - Guam	No	Yes	Yes	Yes	Yes	Yes	No	No
HAI - Haiti	Yes	Yes	Yes	No	No	Yes	Yes	Yes
HKG - Hong Kong, China	Yes		Yes	No	Yes	Yes	No	No
HUN - Hungary	Yes		Yes	Yes	No	Yes	Yes	No
INA - Indonesia	No	Yes	Yes	No	Yes	Yes	No	No
IND - India	Yes		Yes	Yes	Yes	Yes	No	No

Education and Development

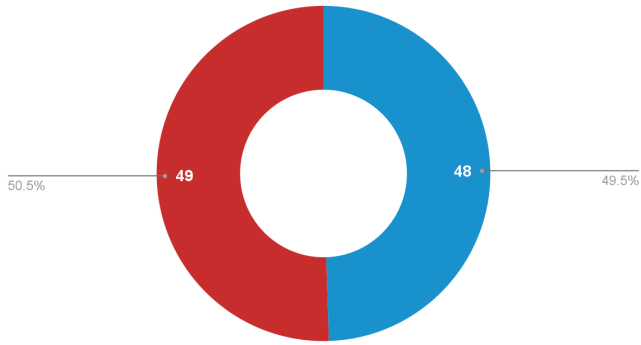
Member	Coach Education	Future Offering	Sharing Resources	SotG Education	Gender, Diversity Equality and Inclusion Programs	Youth Programs	School and University Programs	Sustainability Programs
IRI - Iran, I.R.	Yes		Yes	Yes	Yes	Yes	Yes	Yes
IRL - Ireland	Yes		Yes	No	No	No	No	No
ISL - Iceland								
ISR - Israel	No	Yes		Yes	No	Yes	Yes	No
ISV - U.S. Virgin Islands	No	No		No	No	Yes	No	No
ITA - Italy	No		Yes	Yes	Yes	Yes	Yes	Yes
JOR - Jordan	No	Yes	Yes	Yes	Yes	Yes	Yes	Yes
JPN - Japan	Yes			Yes	Yes	Yes	Yes	Yes
KAZ - Kazakhstan	Yes	Yes	Yes	Yes	Yes	Yes	Yes	Yes
KEN - Kenya	No	Yes	Yes	Yes	Yes	Yes	Yes	Yes
KGZ - Kyrgyzstan								
KOR - Korea, R.	No	Yes		No	No	No	No	No
KSA - Saudi Arabia	Yes			Yes	Yes	Yes	Yes	Yes
KUW - Kuwait	No	Yes		No	No	No	No	No
LAT - Latvia	No	Yes		No	No	Yes	Yes	No
LBN - Lebanon	No	Yes		Yes	Yes	Yes	Yes	No
LTU - Lithuania	Yes		Yes	Yes	No	Yes	Yes	No
LUX - Luxembourg	No	No	Yes	No	No	Yes	Yes	No
MAD - Madagascar	Yes	Yes	Yes	Yes	Yes	Yes	Yes	Yes
MAR - Morocco								
MAS - Malaysia	No	Yes	Yes	No	Yes	Yes	Yes	No
MAW - Malawi	No	Yes	Yes	Yes	No	No	Yes	No
MDA - Moldova, R.	No	No	Yes	No	No	No	No	No
MEX - Mexico	Yes		Yes	Yes	Yes	Yes	Yes	No
MGL - Mongolia	No	Yes		Yes	No	Yes	Yes	Yes
MLI - Mali	No	Yes	Yes	Yes	Yes	Yes	Yes	Yes
MLT - Malta	No			No	No	Yes	Yes	No
MON - Monaco	No	Yes	Yes	No	No	Yes	Yes	Yes
MRI - Mauritius	Yes		Yes	Yes	Yes	Yes	Yes	Yes
NAM - Namibia	No	Yes	Yes	No	Yes	Yes	No	No
NCA - Nicaragua	No	Yes	Yes	No	No	No	No	No
NED - Netherlands	Yes		Yes	Yes	Yes	Yes	Yes	Yes
NGR - Nigeria	Yes	Yes	Yes	Yes	Yes	Yes	Yes	Yes
NOR - Norway	Yes		Yes	No	Yes	Yes	No	Yes
NZL - New Zealand	No	Yes		No	No	Yes	Yes	No
PAN - Panama	Yes	Yes	Yes	Yes	Yes	Yes	Yes	Yes
PER - Peru	No	Yes	Yes	Yes	Yes	Yes	No	No
PHI - Philippines	No	Yes		Yes	No	Yes	No	No
PLE - Palestine	Yes		Yes	No	No	No	Yes	No
POL - Poland	No	Yes	Yes	Yes	No	Yes	No	No
POR - Portugal	Yes		Yes	No	Yes	Yes	Yes	No
QAT - Qatar	Yes	Yes	Yes	Yes	Yes	Yes	Yes	Yes
ROU - Romania	Yes	Yes	Yes	Yes	Yes	Yes	Yes	Yes
RSA - South Africa	Yes		No	Yes	No	No	Yes	No

Education and Development

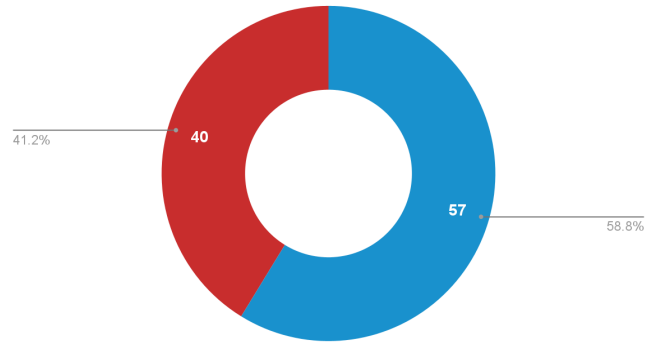
Member	Coach Education	Future Offering	Sharing Resources	SotG Education	Gender, Diversity Equality and Inclusion Programs	Youth Programs	School and University Programs	Sustainability Programs
RUS - Russian Federation								
RWA - Rwanda	No	Yes	Yes	Yes	Yes	Yes	Yes	Yes
SGP - Singapore	Yes		Yes	Yes	Yes	Yes	Yes	No
SLO - Slovenia	No	Yes	Yes	No	Yes	Yes	Yes	No
SRB - Serbia	No	Yes	Yes	Yes	Yes	Yes	Yes	Yes
SRI - Sri Lanka	No	Yes	Yes	Yes	No	Yes	No	No
SUI - Switzerland	Yes			Yes	Yes	Yes	Yes	Yes
SVK - Slovakia	Yes		No	Yes	Yes	Yes	Yes	Yes
SWE - Sweden	Yes		Yes	Yes	Yes	Yes	Yes	Yes
TAN - Tanzania, U.R.								
THA - Thailand	Yes	Yes	Yes	Yes	Yes	Yes	Yes	Yes
TPE - Chinese Taipei	Yes		Yes	Yes	Yes	Yes	Yes	Yes
TUR - Türkiye	Yes	Yes	Yes	Yes	Yes	Yes	Yes	No
UAE - United Arab Emirates	No	Yes	Yes	No	No	No	No	No
UGA - Uganda	Yes		Yes	Yes	Yes	Yes	Yes	Yes
UKR - Ukraine	No	Yes	Yes	No	No	Yes	Yes	No
URU - Uruguay	No	Yes		No	No	No	Yes	No
USA - United States of America	Yes		Yes	Yes	Yes	Yes	Yes	Yes
VEN - Venezuela	Yes		Yes	Yes	Yes	Yes	Yes	Yes
FPA - Freestyle Players Assn.	No	Yes	Yes	Yes	Yes	Yes	No	No
GPA - Guts Players Assn.	No	Yes		No	Yes	Yes	Yes	No
MFDC - Mediterranean F.D.C.	Yes			No	No	No	No	No
PDGA - Professional D.G. Assn.	No	No		No	Yes	Yes	Yes	Yes
Total	49%	93%	93%	57%	60%	82%	66%	45%
Total - NFs	49%	95%	93%	59%	60%	82%	67%	45%
Africa	46%	100%	92%	85%	77%	77%	85%	69%
Americas	44%	92%	100%	50%	56%	72%	56%	44%
Asia	52%	100%	100%	72%	68%	84%	60%	44%
Europe	53%	89%	87%	47%	50%	87%	71%	39%
Oceania	33%	100%	100%	33%	67%	100%	67%	33%

Education and Development

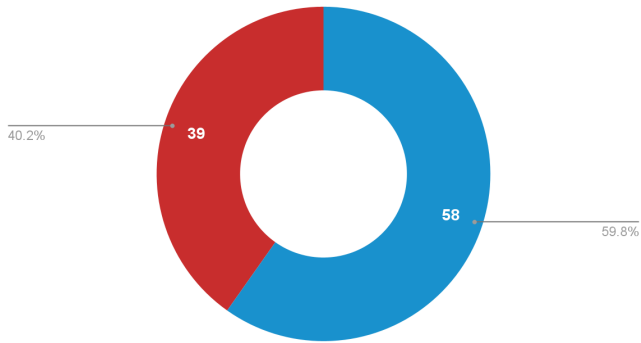
Coach Education



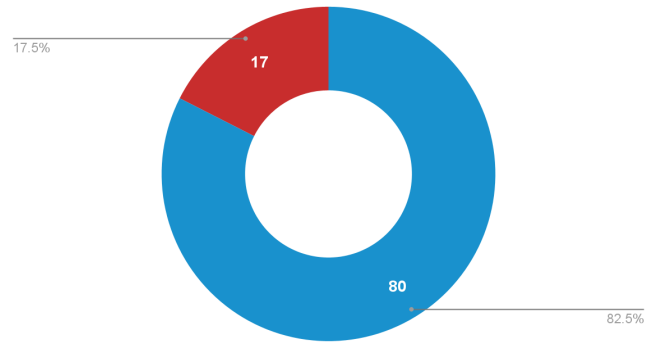
Spirit of the Game Education



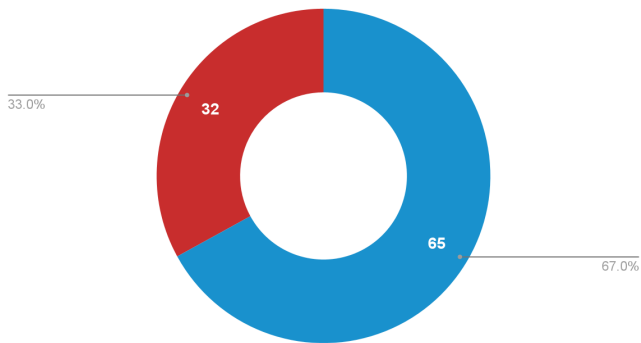
Gender Equality, Diversity Equity and Inclusion Programs



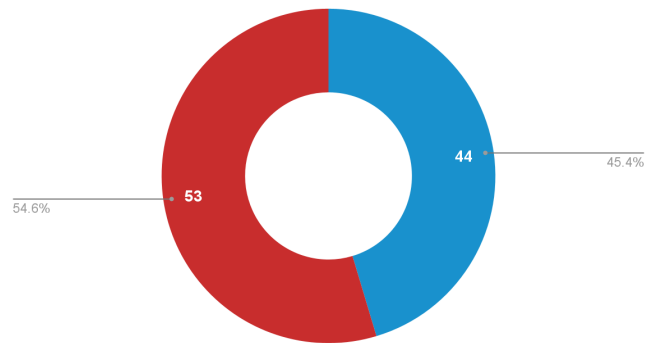
Youth Programs



School Programs



Sustainability Programs



Recognitions

Member	Government Recognition	Government Funding	NOC Recognition	NPC Recognition	Regional Sports Organization(s) Recognition(s)	Other Sports Organization(s) Recognition(s)
AFG - Afghanistan	No	\$0	Yes	Yes		
ALB - Albania	No	\$0	No	No		
ARG - Argentina	No	\$0	No	No		
ARM - Armenia	Yes	\$0	No	Yes		
AUS - Australia	Yes	\$25,000	No	No		
AUT - Austria	Yes	\$280,000	No	No	EU, EFDF	Sport Austria BSO, KADA, NADA
BDI - Burundi	Yes	\$200	No	No		AAADF
BEL - Belgium	Yes	\$0	No	No	ADEPS and FROS	
BLR - Belarus						
BOL - Bolivia	No		No	No		
BRA - Brazil						
BRN - Bahrain						
BRU - Brunei Darussalam	Yes	\$0	No	No		
BUL - Bulgaria	Yes	\$0	No	No	Bulgarian North Atlantic Sports Association	
CAM - Cambodia	No	\$0	No	No		
CAN - Canada	No	\$0	No	No		
CAY - Cayman Islands	Yes	\$0	No	No	WFDF Pan America	
CHI - Chile	Yes	\$0	No	No		
CHN - China, P.R.	Yes	\$100,000	No	No		
COD - Congo, D.R.						
COL - Colombia	Yes	\$175,000	Yes	No		
CRC - Costa Rica	Yes	\$0	No	No	PAFDF	
CRO - Croatia	Yes	\$8,000	Yes	No	EDGF	EDGF
CZE - Czechia	Yes	\$15,000	Yes	No		
DEN - Denmark	No	\$0	No	No		
DOM - Dominican Republic	No	\$0	No	No		
ECU - Ecuador	No	\$0	No	No		
EGY - Egypt	No		No	No		
ESA - El Salvador						
ESP - Spain	No	\$0	No	No		
EST - Estonia	Yes	\$0	Yes	No	EFDF, EUF	
FIN - Finland	Yes	\$32,031	Yes	No	EUF, EFDF	
FRA - France	Yes	\$30,000	No	Yes		
GBR - Great Britain	Yes	\$0	No	Yes	EUF	EUF
GEO - Georgia	Yes	\$0	Yes	No		
GER - Germany	No	\$0	No	No	Various States	
GHA - Ghana	Yes	\$0	No	No		
GRE - Greece	No	\$0	No	No		
GUM - Guam	Yes	\$0	No	No		
HAI - Haiti	No	\$0	Yes	No		
HKG - Hong Kong, China	Yes	\$30,000	Yes	No	AOFDF	NOC
HUN - Hungary	Yes	\$40,000	Yes	Yes		
INA - Indonesia	Yes		No	No	AOFDF	
IND - India	No	\$0	No	No		
IRI - Iran, I.R.	Yes	\$0	Yes	No		
IRL - Ireland	Yes	\$0	No	No	Federation Of Irish Sports	
ISL - Iceland						
ISR - Israel	Yes	\$53,000	No	No	"Ayelet", Federation of Non-Olympic Competitive Sport	
ISV - U.S. Virgin Islands	Yes	\$0	No	No		
ITA - Italy	Yes	\$0	Yes	Yes		
JOR - Jordan	Yes	\$0	Yes	No	MENA Ultimate Federation, AOFDF	
JPN - Japan	Yes	\$33,000	Yes	No	JADA, JOC, Japan Sport Association, National Recreation Association of Japan, Japan World Games Association	Association for Beach Life Japan, Japan Association for University Athletics and Sport, Japan Sport Council, Japan Sport Fairness Commission, Japan Sports Arbitration
KAZ - Kazakhstan	No		No	No	AOFDF	

Recognitions

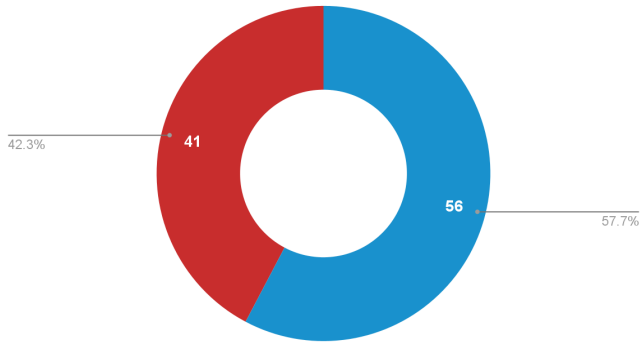
Member	Government Recognition	Government Funding	NOC Recognition	NPC Recognition	Regional Sports Organization(s) Recognition(s)	Other Sports Organization(s) Recognition(s)
KEN - Kenya	Yes	\$0	No	No	AAFDF	
KGZ - Kyrgyzstan						
KOR - Korea, R.	No	\$0	No	No	AOFDF	
KSA - Saudi Arabia	Yes	\$200,000	Yes	Yes		
KUW - Kuwait	No	\$0	No	No		
LAT - Latvia	Yes	\$0	No	No	Latvijas Sporta federāciju padome	
LBN - Lebanon	Yes	\$0	No	No		MFDC
LTU - Lithuania	Yes	\$82,000	Yes	Yes	Union of Sports Federations	
LUX - Luxembourg	Yes	\$600	Yes	Yes		Luxembourg Field Sports Federation
MAD - Madagascar	No	\$0	No	No		
MAR - Morocco						
MAS - Malaysia	Yes	\$0	Yes	No		
MAW - Malawi	No	\$0	No	No		
MDA - Moldova, R.	No	\$0	No	No		
MEX - Mexico	Yes	\$0	Yes	No	PAFDF	
MGL - Mongolia	Yes	\$0	No	No	AOFDF	Mongolian Sports Corporation
MLI - Mali	Yes	\$0	No	No		Direction national of Sports
MLT - Malta	No		No	No		
MON - Monaco	Yes		No	No		
MRI - Mauritius	Yes	\$0	Yes	Yes	Mauritius Sports Council	ENL property, Lux Resorts and Hotels, SICOM
NAM - Namibia	No	\$0	No	No		
NCA - Nicaragua	No	\$0	No	No		
NED - Netherlands	Yes	\$56,000	Yes	Yes	EUF, EFDF, EDGF	
NGR - Nigeria	Yes	\$28,400	Yes	Yes	Ministry of Youth and Sport	
NOR - Norway	Yes	\$150,000	Yes	Yes		
NZL - New Zealand	No	\$0	No	No	AOFDF	
PAN - Panama	Yes	\$0	No	No	PAFDF	
PER - Peru	No	\$0	No	No		
PHI - Philippines	No		No	No		
PLE - Palestine	No	\$0	No	No		
POL - Poland	No	\$0	Yes	No		
POR - Portugal	No	\$0	No	No		Instituto Português do Desporto e Juventude
QAT - Qatar	No	\$0	No	No		
ROU - Romania	No	\$0	No	No		WFDF, EFDF, EUF
RSA - South Africa	No	\$0	No	No		
RUS - Russian Federation						
RWA - Rwanda	No	\$0	No	No	AAFDF	WFDF
SGP - Singapore	Yes	\$10,000	Yes	No	AOFDF	
SLO - Slovenia	Yes	\$0	Yes	No		
SRB - Serbia	No	\$0	No	No		
SRI - Sri Lanka	No		No	No		
SUI - Switzerland	Yes	\$60,000	Yes	No		
SVK - Slovakia	Yes	\$75,000	Yes	No		
SWE - Sweden	Yes	\$0	Yes	Yes		
TAN - Tanzania, U.R.						
THA - Thailand	Yes	\$20,000	No	No		
TPE - Chinese Taipei	Yes	\$10,000	Yes	Yes	AOFDF	
TUR - Türkiye	No	\$0	No	No		
UAE - United Arab Emirates	No	\$0	No	No		
UGA - Uganda	Yes	\$2,700	Yes	No	AAFDF	Association of Uganda University Sports
UKR - Ukraine	Yes	\$25,000	No	No	Sports Committee of Ukraine	
URU - Uruguay	No	\$0	No	No		
USA - United States of America	No	\$0	Yes	Yes		Verified Partner - Boys and Girls Club of America

Recognitions

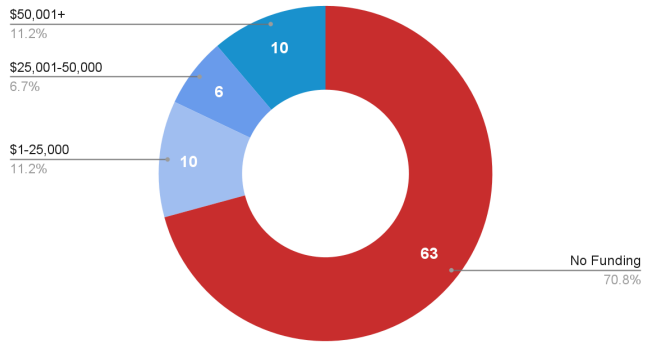
Member	Government Recognition	Government Funding	NOC Recognition	NPC Recognition	Regional Sports Organization(s) Recognition(s)	Other Sports Organization(s) Recognition(s)
VEN - Venezuela	No	\$0	No	No		
FPA - Freestyle Players Assn.	No	\$0	No	No		
GPA - Guts Players Assn.	No	\$0	No	No		
MFDC - Mediterranean F.D.C.	Yes	\$0	No	No	CIJM	CIJM
PDGA - Professional D.G. Assn.	Yes	\$0	No	No	SportsETA, US Sports Congress, Association for Chief Executives of Sport	
Total	N/A	N/A	N/A	N/A	-	-
Total - NFs	58%	\$1,540,931	33%	16%	-	-
Africa	54%	\$31,300	23%	15%	-	-
Americas	39%	\$175,000	22%	6%	-	-
Asia	56%	\$403,000	36%	12%	-	-
Europe	68%	\$906,631	42%	26%	-	-
Oceania	67%	\$25,000	0%	0%	-	-

Recognitions

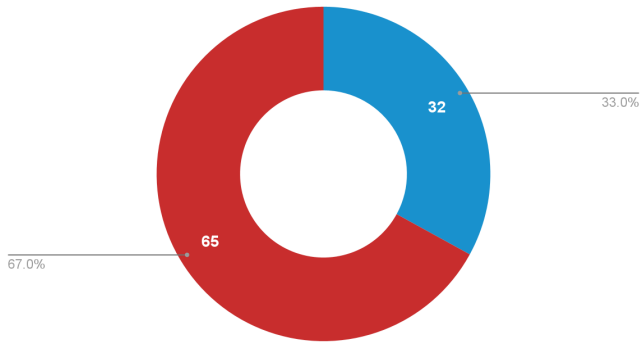
Government Recognition



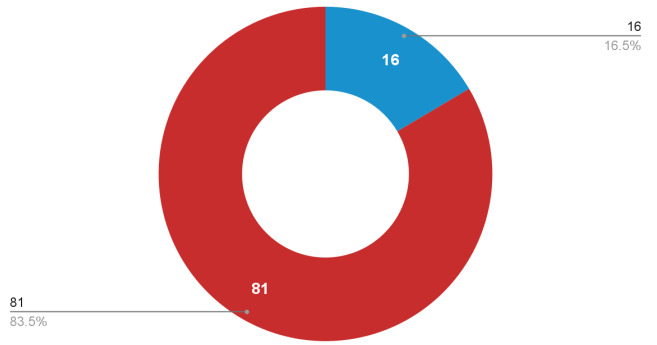
Government Funding



National Olympic Committee Recognition



National Paralympic Committee Recognition



Media and Marketing

Member	Broadcast	Highlights	Online	Instagram	Facebook	X (Twitter)	Sponsors - Disc Sports	Sponsors - Disc Sports Information	Sponsors - External	Sponsors - External Information	Promotional Events	Anti-Doping Agreement
AFG - Afghanistan	Yes	Yes	Yes	Yes	Yes	No	No		No		Yes	No
ALB - Albania	Yes	Yes	Yes	Yes	Yes	No	No		No		No	No
ARG - Argentina	No	No	Yes	Yes	No	No	No		No		No	No
ARM - Armenia	No	No	Yes	Yes	Yes	Yes	No		No		Yes	No
AUS - Australia	No	No	Yes	Yes	Yes	No	Yes	Discraft	Yes	Promax, Workplace Law	No	Yes
AUT - Austria	No	Yes	Yes	Yes	Yes	No	No	Cokay, Lookfly	No		Yes	Yes
BDI - Burundi	Yes	Yes	Yes	No	Yes	Yes	No		No		No	Yes
BEL - Belgium	No	No	No	Yes	Yes	Yes	No		No		Yes	No
BLR - Belarus												
BOL - Bolivia	No	No	Yes	Yes	Yes	Yes	No		No		No	No
BRA - Brazil												
BRN - Bahrain												
BRU - Brunei Darussalam	No	No	Yes	Yes	No	No	No		No		No	Yes
BUL - Bulgaria	No	No	No	No	Yes	No	Yes	10 Seconds	No		Yes	No
CAM - Cambodia	No	No	No	No	Yes	No	No		No		No	No
CAN - Canada	No	No	Yes	Yes	Yes	Yes	Yes	Discraft, BE Ultimate	No		Yes	No
CAY - Cayman Islands	No	No	Yes	Yes	Yes	No	No		Yes	The Waterman, Cayman Islands Spirits Company	No	No
CHI - Chile	No	No	Yes	Yes	No	No	No		No		No	No
CHN - China, P.R.	Yes	Yes	Yes	No	No	No	Yes	Adidas, Lululemon, Nike, Anta, Xtep, Erke, etc.	Yes	Red Bull, Warhorse, Voss, Pocari, etc	Yes	Yes
COD - Congo, D.R.												
COL - Colombia	Yes	Yes	Yes	Yes	Yes	Yes	Yes	Zue, Sublime, Saeta	Yes	Gatorade, Seguros mundial	No	Yes
CRC - Costa Rica	No	No	No	Yes	Yes	No	No		No		No	No
CRO - Croatia	No	No	No	Yes	Yes	No	No		No		No	No
CZE - Czechia	No	No	Yes	No	Yes	No	No		No		No	Yes
DEN - Denmark	No	No	No	No	Yes	No	No		No		No	No
DOM - Dominican Republic	No	No	Yes	Yes	No	No	No		No		Yes	No
ECU - Ecuador	No	No	No	Yes	Yes	Yes	No		No		No	No
EGY - Egypt	No	No	Yes	Yes	Yes	Yes	No		No		No	No
ESA - El Salvador												
ESP - Spain	No	No	No	Yes	Yes	Yes	Yes	FlipWear	Yes	SportsWrap	No	No
EST - Estonia	No	No	No	Yes	Yes	Yes	No		No		No	No
FIN - Finland	No	Yes	Yes	Yes	Yes	No	No		No		Yes	Yes
FRA - France	Yes	No	Yes	Yes	Yes	Yes	No		No		No	Yes
GBR - Great Britain	No	No	Yes	Yes	Yes	Yes	Yes	Greatest Bag, Discraft	Yes	Chadwick Lawrence, The Dog House, Berry Construction, Deep Dish Tour	No	Yes
GEO - Georgia	No	No	No	No	Yes	No	No		No		Yes	No
GER - Germany	No	No	No	Yes	Yes	Yes	Yes	Crosslap, Inside the Circle and Disc Golf Store	No		No	Yes
GHA - Ghana	No	Yes	Yes	Yes	Yes	Yes	No		Yes	MSCF, Nurture Nature Foundation, Feminine Strength Foundation	Yes	No
GRE - Greece	No	No	No	Yes	Yes	No	No		No		No	No
GUM - Guam	No	No	No	No	Yes	Yes	No		Yes	Southern Mountain Gear Guam	No	No
HAI - Haiti	Yes	No	No	No	No	No	No		No		No	No
HKG - Hong Kong, China	No	No	Yes	Yes	Yes	No	Yes	Greatest Bag, XCOM	No		No	No
HUN - Hungary	Yes	No	No	Yes	Yes	Yes	No		No		Yes	Yes
INA - Indonesia	No	No	No	Yes	Yes	Yes	No		No		No	No
IND - India	No	No	Yes	Yes	Yes	No	Yes	Discraft	No		No	No
IRI - Iran, I.R.	No	No	No	Yes	No	No	Yes	HI disc	No		Yes	Yes
IRL - Ireland	No	No	Yes	Yes	Yes	No	No		No		No	No
ISL - Iceland												
ISR - Israel	No	No	No	Yes	Yes	No	No		No		No	No
ISV - U.S. Virgin Islands	No	No	No	No	No	No	No		No		No	No
ITA - Italy	No	No	Yes	Yes	Yes	Yes	No		No		No	Yes
JOR - Jordan	No	Yes	No	Yes	Yes	No	No		No		No	No
JPN - Japan	No	No	Yes	Yes	Yes	Yes	Yes	DISCRAFT	Yes	Bunka Shutter Co., Ltd.	No	Yes
KAZ - Kazakhstan	No	No	No	Yes	Yes	Yes	Yes	Private Company "Apex limited "	No		Yes	No
KEN - Kenya	No	No	No	Yes	Yes	Yes	No		No		No	No
KGZ - Kyrgyzstan												
KOR - Korea, R.	No	No	No	Yes	Yes	No	No		No		No	No

Media and Marketing

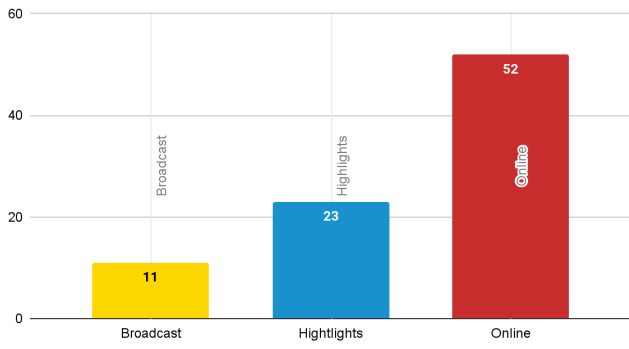
Member	Broadcast	Highlights	Online	Instagram	Facebook	X (Twitter)	Sponsors - Disc Sports	Sponsors - Disc Sports Information	Sponsors - External	Sponsors - External Information	Promotional Events	Anti-Doping Agreement
KSA - Saudi Arabia	No	No	No	Yes	Yes	Yes	No		No		No	Yes
KUW - Kuwait	No	No	Yes	Yes	Yes	Yes	No		No		No	No
LAT - Latvia	No	No	Yes	Yes	Yes	No	No		No		No	Yes
LBN - Lebanon	No	Yes	No	Yes	Yes	No	No		No		No	No
LTU - Lithuania	No	No	Yes	Yes	Yes	No	No		Yes	Private	Yes	No
LUX - Luxembourg	No	No	No	No	No	No	No		No		No	No
MAD - Madagascar	No	No	No	Yes	Yes	No	No		No		No	No
MAR - Morocco												
MAS - Malaysia	No	No	Yes	Yes	Yes	No	No		No		No	No
MAW - Malawi	No	No	No	No	Yes	No	No		No		Yes	No
MDA - Moldova, R.	No	No	No	No	Yes	No	No		No		No	No
MEX - Mexico	No	No	Yes	Yes	Yes	Yes	Yes	EndZone, Friction Gloves	No		No	Yes
MGL - Mongolia	No	Yes	Yes	Yes	Yes	Yes	No		No		Yes	No
MLI - Mali	No	No	No	Yes	Yes	Yes	No		No		Yes	No
MLT - Malta	No	No	No	No	No	No	No		No		Yes	No
MON - Monaco	No	No	No	Yes	Yes	Yes	No		No		No	No
MRI - Mauritius	No	Yes	No	Yes	Yes	No	No		No		Yes	Yes
NAM - Namibia	No	No	No	No	Yes	No	No		No		No	No
NCA - Nicaragua	No	No	No	Yes	Yes	No	No		No		No	No
NED - Netherlands	No	No	Yes	Yes	Yes	No	No		No		No	Yes
NGR - Nigeria	No	Yes	Yes	Yes	Yes	Yes	Yes	10milliondisc, Fresh Ultimate, Paul McBeth Foundation, Aria Disc, etc.	No		Yes	No
NOR - Norway	Yes	No	Yes	Yes	Yes	No	No		Yes	Hummel	No	Yes
NZL - New Zealand	No	No	Yes	Yes	Yes	No	Yes	DH Ultimate	Yes	NZ Sport Collective	No	Yes
PAN - Panama	No	Yes	Yes	Yes	Yes	Yes	Yes	Loovus Sportswear	Yes	Ciudad del Saber, Banco General, Mallol & Mallol, Grupo Todo a Dolar, and others	Yes	No
PER - Peru	No	No	No	Yes	Yes	No	No		No		No	No
PHI - Philippines	No	Yes	Yes	No	Yes	No	Yes	Chronos Athletics	No		No	No
PLE - Palestine	No	No	No	Yes	Yes	No	No		No		No	No
POL - Poland	No	No	Yes	Yes	Yes	No	No		No		Yes	No
POR - Portugal	No	No	No	Yes	Yes	No	No		No		No	No
QAT - Qatar	No	Yes	No	Yes	Yes	No	Yes	High Rise, Shelter Group	Yes	Oakberry, High Rise, Shelter Group	Yes	No
ROU - Romania	No	No	Yes	Yes	Yes	No	No		No		No	No
RSA - South Africa	No	No	Yes	Yes	Yes	No	No		No		No	No
RUS - Russian Federation												
RWA - Rwanda	No	Yes	No	No	Yes	No	No		No		No	No
SGP - Singapore	No	No	Yes	Yes	Yes	No	Yes		Yes		No	Yes
SLO - Slovenia	No	No	Yes	Yes	Yes	No	No		No		No	No
SRB - Serbia	No	Yes	Yes	Yes	Yes	No	No		No		Yes	No
SRI - Sri Lanka	No	No	No	Yes	Yes	No	No		No		No	No
SUI - Switzerland	Yes	Yes	Yes	Yes	Yes	Yes	Yes		No		No	Yes
SVK - Slovakia	No	No	Yes	Yes	Yes	Yes	No		No		No	Yes
SWE - Sweden	No	Yes	Yes	Yes	Yes	No	No		No		No	Yes
TAN - Tanzania, U.R.												
THA - Thailand	No	Yes	Yes	Yes	Yes	Yes	Yes	Grand Sport, Sigha	Yes		Yes	Yes
TPE - Chinese Taipei	No	No	Yes	No	Yes	No	Yes	Jetlit, Kyufire, D-LIVE	No		Yes	Yes
TUR - Türkiye	No	No	No	Yes	Yes	Yes	Yes	Uniform: Happening Sport	No		No	No
UAE - United Arab Emirates	No	No	No	Yes	No	No	No		No		No	No
UGA - Uganda	No	Yes	No	Yes	Yes	Yes	Yes	PDGA, Ndeje University	No		No	Yes
UKR - Ukraine	No	No	Yes	Yes	Yes	No	No		No		No	No
URU - Uruguay	No	No	No	Yes	Yes	No	No		No		No	No
USA - United States of America	Yes	Yes	Yes	Yes	Yes	Yes	Yes	Discraft, Spin Ultimate, TOKAY	Yes	Thorne HealthTech	Yes	Yes
VEN - Venezuela	No	No	Yes	Yes	Yes	No	No		No		No	No
FPA - Freestyle Players Assn.	No	Yes	Yes	Yes	Yes	No	Yes	XDISC	No		No	No
GPA - Guts Players Assn.	No	No	No	No	Yes	No	No		Yes	Coca Cola	Yes	No
MFDC - Mediterranean F.D.C.	No	No	No	Yes	Yes	Yes	No		No		No	No
PDGA - Professional D.G. Assn.	Yes	Yes	Yes	Yes	Yes	Yes	Yes	Multiple manufacturers and retailers	Yes	Bushnell, Chess.com	No	No
Total	12%	25%	53%	81%	89%	37%	28%	-	19%	-	29%	30%

Media and Marketing

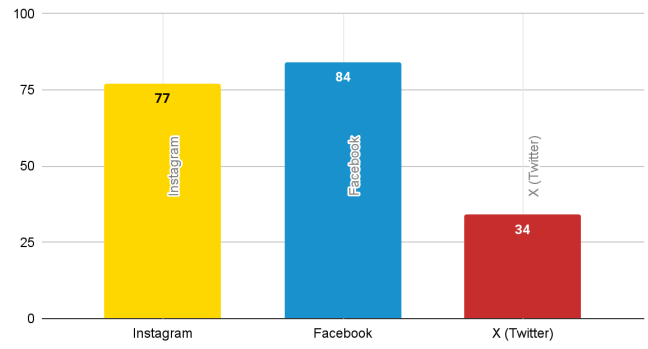
Member	Broadcast	Highlights	Online	Instagram	Facebook	X (Twitter)	Sponsors - Disc Sports	Sponsors - Disc Sports Information	Sponsors - External	Sponsors - External Information	Promotional Events	Anti-Doping Agreement
Total - NFs	11%	24%	54%	81%	89%	36%	24%	-	18%	-	29%	31%
Africa	8%	46%	38%	69%	100%	54%	13%	-	8%	-	38%	23%
Americas	17%	17%	61%	89%	72%	39%	25%	-	22%	-	22%	17%
Asia	8%	32%	52%	84%	84%	28%	41%	-	20%	-	32%	32%
Europe	13%	16%	55%	82%	95%	34%	15%	-	11%	-	29%	37%
Oceania	0%	0%	67%	67%	100%	33%	67%	-	100%	-	0%	67%

Media and Marketing

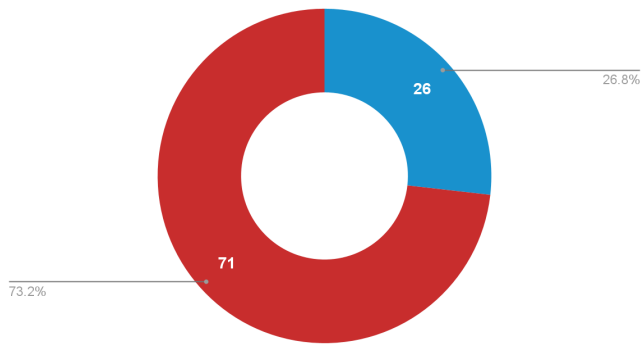
Video Coverage



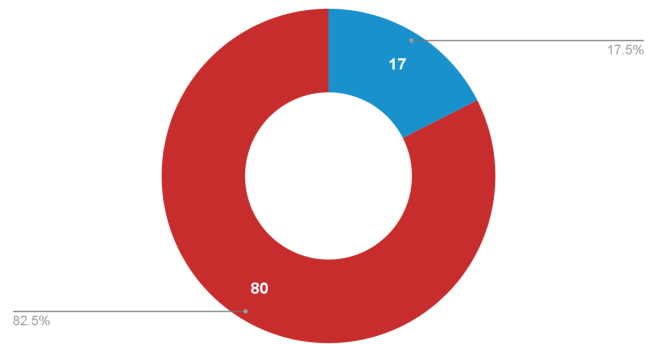
Use of Social Media Platforms



Flying Disc Sport Partners



External Sponsors



Anti-Doping

Member	Anti-Doping Agreement	Name of Anti-Doping Organization	Testing - In-Competition	Testing - Out-of-Competition	Registered Testing Pool	Whereabouts Information
AFG - Afghanistan	No	N/A	Yes	Yes	Yes	Yes
ALB - Albania	No	NA	No	No	No	No
ARG - Argentina	No		No	No	No	No
ARM - Armenia	No		No	No	No	Yes
AUS - Australia	Yes	Formerly Australian Sports	Yes	No	No	No
AUT - Austria	Yes	NADA	Yes	No	No	No
BDI - Burundi	Yes	Government	No	No	No	No
BEL - Belgium	No		No	No	No	No
BLR - Belarus						
BOL - Bolivia	No		No	No	No	No
BRA - Brazil						
BRN - Bahrain						
BRU - Brunei Darussalam	Yes	darussalam anti doping com	No	No	No	No
BUL - Bulgaria	No		No	No	No	No
CAM - Cambodia	No		No	No	No	No
CAN - Canada	No		No	No	No	No
CAY - Cayman Islands	No		No	No	No	No
CHI - Chile	No		No	No	No	No
CHN - China, P.R.	Yes	CHINADA	No	No	No	No
COD - Congo, D.R.						
COL - Colombia	Yes	Ministerio del Deporte	Yes	No	Yes	Yes
CRC - Costa Rica	No		No	No	No	No
CRO - Croatia	No		No	No	No	No
CZE - Czechia	Yes	Antidopingovy vybor CZ	No	No	No	No
DEN - Denmark	No		No	No	No	No
DOM - Dominican Republic	No		No	No	No	No
ECU - Ecuador	No		No	No	No	No
EGY - Egypt	No		No	No	No	No
ESA - El Salvador						
ESP - Spain	No		No	No	No	No
EST - Estonia	No		No	No	No	No
FIN - Finland	Yes	Suomen Urheilun Eettinen K	Yes	No	No	No
FRA - France	Yes	AFLD	Yes	Yes	Yes	Yes
GBR - Great Britain	Yes	UKAD	No	No	No	No
GEO - Georgia	No		No	No	No	No
GER - Germany	Yes	NADA Germany	Yes	No	No	No
GHA - Ghana	No		No	No	No	No
GRE - Greece	No		No	No	No	No
GUM - Guam	No		No	No	No	No
HAI - Haiti	No	NO	No	No	No	Yes
HKG - Hong Kong, China	No		No	No	No	No
HUN - Hungary	Yes	Hungarian Anti-doping Agenc	Yes	Yes	No	Yes
INA - Indonesia	No		No	No	No	No
IND - India	No		No	No	No	No

Anti-Doping

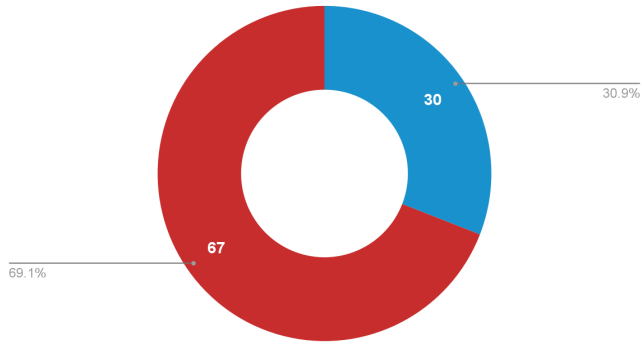
Member	Anti-Doping Agreement	Name of Anti-Doping Organization	Testing - In-Competition	Testing - Out-of-Competition	Registered Testing Pool	Whereabouts Information
IRI - Iran, I.R.	Yes	Iran Anti-Doping Committee	Yes	No	No	No
IRL - Ireland	No		No	No	No	No
ISL - Iceland						
ISR - Israel	No		No	No	No	No
ISV - U.S. Virgin Islands	No		No	No	No	No
ITA - Italy	Yes	NADO ITALIA	No	No	No	No
JOR - Jordan	No		No	No	No	No
JPN - Japan	Yes	Japan Anti-Doping Agency (JADA)	No	No	No	No
KAZ - Kazakhstan	No		No	No	No	No
KEN - Kenya	No	n/a	No	No	No	No
KGZ - Kyrgyzstan						
KOR - Korea, R.	No		No	No	No	No
KSA - Saudi Arabia	Yes	Saudi Arabian Anti Doping Commission	Yes	Yes	No	No
KUW - Kuwait	No		No	No	No	No
LAT - Latvia	Yes	Latvijas Antidopinga birojs	No	No	No	No
LBN - Lebanon	No		No	No	No	No
LTU - Lithuania	No		No	No	No	No
LUX - Luxembourg	No		No	No	No	No
MAD - Madagascar	No		No	No	No	No
MAR - Morocco						
MAS - Malaysia	No		No	No	No	No
MAW - Malawi	No		No	No	No	No
MDA - Moldova, R.	No		No	No	No	No
MEX - Mexico	Yes	Nacional de Cultura Fisica y Deportiva	No	No	No	No
MGL - Mongolia	No	N/A	No	No	No	No
MLI - Mali	No		No	No	No	No
MLT - Malta	No		No	No	No	No
MON - Monaco	No		No	No	No	No
MRI - Mauritius	Yes	Ministry of Sports	No	No	No	No
NAM - Namibia	No		No	No	No	No
NCA - Nicaragua	No	n/a	No	No	No	No
NED - Netherlands	Yes	Nederlandse Dopingautoriteit	No	No	No	No
NGR - Nigeria	No		No	No	No	No
NOR - Norway	Yes	Norge (Norwegian antidoping)	Yes	No	No	No
NZL - New Zealand	Yes	Drug Free Sport New Zealand	Yes	Yes	No	No
PAN - Panama	No		No	No	No	No
PER - Peru	No		No	No	No	No
PHI - Philippines	No		No	No	No	No
PLE - Palestine	No		No	No	No	No
POL - Poland	No		No	No	No	No
POR - Portugal	No		No	No	No	No
QAT - Qatar	No		No	No	No	No
ROU - Romania	No		No	No	No	No
RSA - South Africa	No		No	No	No	No

Anti-Doping

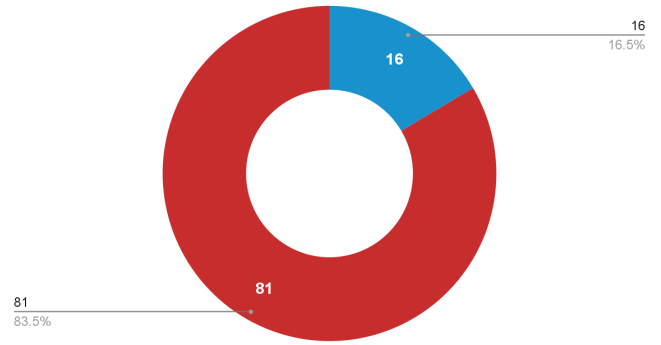
Member	Anti-Doping Agreement	Name of Anti-Doping Organization	Testing - In-Competition	Testing - Out-of-Competition	Registered Testing Pool	Whereabouts Information
RUS - Russian Federation						
RWA - Rwanda	No	N/A	No	No	No	No
SGP - Singapore	Yes	Anti-Doping Singapore (ADS)	No	No	No	No
SLO - Slovenia	No		No	No	No	No
SRB - Serbia	No		No	No	No	No
SRI - Sri Lanka	No		No	No	No	No
SUI - Switzerland	Yes	Swiss Olympic	Yes	No	No	No
SVK - Slovakia	Yes	Slovak Anti-Doping Agency	Yes	Yes	No	No
SWE - Sweden	Yes	Anti-Doping Sweden	Yes	Yes	No	No
TAN - Tanzania, U.R.						
THA - Thailand	Yes	Sports Authority of Thailand	No	No	No	No
TPE - Chinese Taipei	Yes	Chinese Taipei Anti-Doping Agency	Yes	No	No	No
TUR - Türkiye	No		No	No	No	No
UAE - United Arab Emirates	No		No	No	No	No
UGA - Uganda	Yes	NATIONAL COUNCIL OF SPORTS	No	No	No	Yes
UKR - Ukraine	No		No	No	No	No
URU - Uruguay	No		No	No	No	No
USA - United States of America	Yes	USADA	No	No	No	No
VEN - Venezuela	No	none	No	No	No	No
FPA - Freestyle Players Assn.	No		No	No	No	Yes
GPA - Guts Players Assn.	No		No	No	No	No
MFDC - Mediterranean F.D.C.	No		No	No	No	No
PDGA - Professional D.G. Assn.	No		No	No	No	No
Total	30%		16%	7%	3%	8%
Total - NFs	31%		16%	7%	3%	7%
Africa	23%		0%	0%	0%	8%
Americas	17%		6%	0%	6%	11%
Asia	32%		16%	8%	4%	4%
Europe	37%		24%	11%	3%	8%
Oceania	67%		67%	33%	0%	0%

Anti-Doping

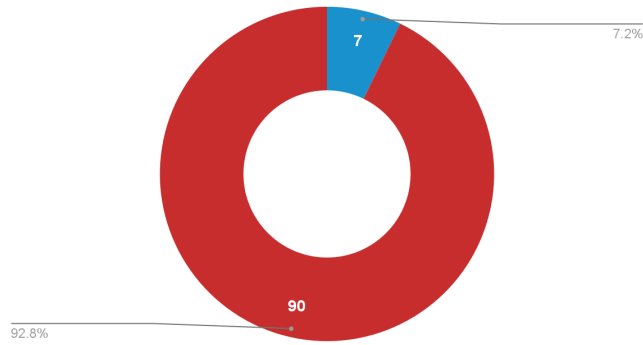
Anti-Doping Agreement in Place



In-Competition Testing



Out-of-Competition Testing



Ultimate

Member	Number of Athletes - Total	Number of Athletes - Male Matching	Number of Athletes - Female Matching	Number of Teams - Total	Number of Teams - Open	Number of Teams - Women	Number of Teams - Mixed	Number of Events	Number of Athletes - National Championships - Male Matching	Number of Athletes - National Championships - Female Matching	Number of Teams - National Championships - Open	Number of Teams - National Championships - Women	Number of Teams - National Championships - Mixed
AFG - Afghanistan	1,500	1,200	300	60	40	8	12	7	120	0	12	0	0
ALB - Albania	20	12	8	3	3	0	3	48	0	0	0	0	0
ARG - Argentina	350	230	120	32	9	8	15	3	97	90	7	6	11
ARM - Armenia	200	110	90	12	10	0	12	20	90	60	10	0	10
AUS - Australia	7,157	4,247	2,910	360	26	18	12	6	495	343	26	18	36
AUT - Austria	2,000	1,300	700	150	40	20	90	40	490	310	9	8	18
BDI - Burundi	187	162	25	13	11	2	11	5	124	12	5	0	5
BEL - Belgium	2,892	1,932	887	46	0	0	0	12	0	0	0	0	0
BLR - Belarus													
BOL - Bolivia	258	150	74	12	7	5	9	7	58	32	4	3	6
BRA - Brazil													
BRN - Bahrain													
BRU - Brunei Darussalam	150	90	60	15	0	0	15	2	0	0	0	0	0
BUL - Bulgaria	50	34	16	3	0	0	1	4	0	0	0	0	0
CAM - Cambodia	100	60	40	4	2	1	4	2	15	15	1	1	3
CAN - Canada	59,000	34,000	25,000	250	100	50	50	100	2,200	1,300	27	16	31
CAY - Cayman Islands	40	30	10	0	0	0	0	52	0	0	0	0	0
CHI - Chile	390	300	90	18	6	4	8	10	0	0	0	0	0
CHN - China, P.R.	50,000	30,000	20,000	100	25	25	50	100	335	226	0	0	24
COD - Congo, D.R.													
COL - Colombia	3,850	1,855	1,087	2,942	16	13	57	8	702	440	20	11	20
CRC - Costa Rica	105	70	35	5	5	1	5	17	14	6	5	1	5
CRO - Croatia	20	17	3	1	1	0	0	0	0	0	0	0	0
CZE - Czechia	676	360	316	30	16	12	25	30	303	225	13	9	19
DEN - Denmark	492	327	165	0	0	0	00	8	0	0	0	0	0
DOM - Dominican Republic	250	170	80	10	6	3	6	12	120	60	6	3	5
ECU - Ecuador	30	20	10	3	2	1	3	2	50	30	6	3	6
EGY - Egypt	250	160	90	10	0	0	10	3	150	80	0	0	10
ESA - El Salvador													
ESP - Spain	1,500	900	600	50	30	20	40	50	215	90	15	8	12
EST - Estonia	73	63	10	4	4	2	4	5	39	24	4	2	4
FIN - Finland	544	334	210	53	25	14	14	20	195	112	6	4	7
FRA - France	6,494	4,677	1,817	1,170	109	21	85	90	3,528	1,390	104	28	64
GBR - Great Britain	4,425	2,851	1,574	110	45	20	45	57	391	307	12	10	12
GEO - Georgia	30	12	18	3	12	1	2	2	18	12	3	1	2
GER - Germany	5,306	3,504	1,899	319	155	40	124	82	1,435	704	53	32	64
GHA - Ghana	4,951	4,155	796	37	28	9	5	12	150	50	4	2	0
GRE - Greece	35	20	15	2	2	2	2	2	20	15	2	2	2
GUM - Guam	50	40	10	3	0	0	3	4	40	10	0	0	3
HAI - Haiti	45	30	15	45	40	15	25	5	85	60	10	8	5
HKG - Hong Kong, China	492	291	201	21	8	4	9	2	139	167	8	8	16

Ultimate

Member	Number of Athletes - Total	Number of Athletes - Male Matching	Number of Athletes - Female Matching	Number of Teams - Total	Number of Teams - Open	Number of Teams - Women	Number of Teams - Mixed	Number of Events	Number of Athletes - National Championships - Male Matching	Number of Athletes - National Championships - Female Matching	Number of Teams - National Championships - Open	Number of Teams - National Championships - Women	Number of Teams - National Championships - Mixed
HUN - Hungary	1,500	800	700	45	5	5	45	30	270	250	5	5	25
INA - Indonesia	84	52	32	5	0	0	5	3	0	0	0	0	0
IND - India	1,716	1,007	709	60	12	9	42	11	179	148	12	9	16
IRI - Iran, I.R.	180	110	70	18	11	7	0	1	110	70	11	7	0
IRL - Ireland	563	373	187	16	10	6	9	9	290	115	18	8	9
ISL - Iceland													
ISR - Israel	378	336	42	23	23	0	0	20	151	26	8	0	0
ISV - U.S. Virgin Islands	45	35	10	3	0	0	3	2	18	6	0	0	1
ITA - Italy	1,954	1,357	597	119	43	20	26	30	1,357	597	43	20	26
JOR - Jordan	100	70	30	2	0	0	2	4	0	0	0	0	0
JPN - Japan	10,000	6,500	3,500	250	150	50	50	40	1,850	960	16	16	28
KAZ - Kazakhstan	40	27	13	3	2	0	2	3	18	8	4	0	4
KEN - Kenya	229	126	103	6	6	0	6	5	165	43	208	0	6
KGZ - Kyrgyzstan													
KOR - Korea, R.	200	130	70	9	0	0	9	4	70	50	0	0	7
KSA - Saudi Arabia	89	58	31	8	4	0	4	0	0	0	0	0	0
KUW - Kuwait	50	35	15	3	1	0	2	0	0	0	0	0	0
LAT - Latvia	130	71	59	10	6	4	8	20	55	35	6	4	0
LBN - Lebanon	160	125	35	4	0	0	4	4	41	20	0	0	4
LTU - Lithuania	337	237	100	10	9	1	0	10	89	0	8	0	0
LUX - Luxembourg	31	21	10	1	1	0	1	1	31	10	0	0	1
MAD - Madagascar	188	129	59	5	0	0	5	1	19	5	0	0	24
MAR - Morocco													
MAS - Malaysia	1,000	600	400	20	0	0	20	3	160	160	8	7	16
MAW - Malawi	45	38	7	6	6	0	6	2	38	7	6	0	6
MDA - Moldova, R.	30	25	5	2	1	0	1	2	0	0	0	0	0
MEX - Mexico	686	409	277	46	12	9	25	5	290	193	9	6	12
MGL - Mongolia	58	44	14	2	2	0	2	2	32	6	4	0	4
MLI - Mali	90	60	30	8	3	0	3	0	0	0	0	0	0
MLT - Malta	30	20	10	1	1	0	0	30	0	0	0	0	0
MON - Monaco	5	5	0	0	0	0	0	0	0	0	0	0	0
MRI - Mauritius	30	14	16	3	1	1	1	12	14	16	3	1	1
NAM - Namibia	44	38	6	1	1	0	1	1	0	0	0	0	0
NCA - Nicaragua	110	75	35	6	0	0	6	5	0	0	0	0	0
NED - Netherlands	1,690	1,133	550	75	44	14	17	5	0	0	0	0	0
NGR - Nigeria	300	150	40	25	8	8	20	8	112	24	20	2	10
NOR - Norway	187	132	55	10	10	0	10	7	75	20	0	0	10
NZL - New Zealand	3,500	1,925	1,575	150	40	30	80	134	134	125	8	8	12
PAN - Panama	2,700	1,400	1,300	40	10	10	20	32	117	115	6	5	0
PER - Peru	64	40	24	4	4	1	4	0	30	16	4	1	4
PHI - Philippines	411	272	139	100	20	20	80	50	272	139	14	7	0

Ultimate

Member	Number of Athletes - Total	Number of Athletes - Male Matching	Number of Athletes - Female Matching	Number of Teams - Total	Number of Teams - Open	Number of Teams - Women	Number of Teams - Mixed	Number of Events	Number of Athletes - National Championships - Male Matching	Number of Athletes - National Championships - Female Matching	Number of Teams - National Championships - Open	Number of Teams - National Championships - Women	Number of Teams - National Championships - Mixed
PLE - Palestine	120	70	50	4	2	0	2	1	0	0	0	0	0
POL - Poland	733	429	304	45	13	8	24	19	429	304	13	8	19
POR - Portugal	238	150	88	8	6	1	6	5	120	40	7	4	7
QAT - Qatar	60	45	15	5	3	3	2	2	15	10	2	2	2
ROU - Romania	126	69	27	8	8	4	8	5	69	27	8	4	8
RSA - South Africa	379	229	150	50	15	11	24	5	229	150	6	4	15
RUS - Russian Federation													
RWA - Rwanda	96	76	20	5	4	2	1	4	80	16	4	1	4
SGP - Singapore	500	260	240	32	10	10	12	4	260	240	10	10	12
SLO - Slovenia	173	107	66	5	5	2	5	6	107	66	4	2	5
SRB - Serbia	0	0	0	0	0	0	0	0	0	0	0	0	0
SRI - Sri Lanka	100	80	20	0	0	0	2	0	0	0	0	0	0
SUI - Switzerland	1,149	765	382	42	15	9	18	20	765	382	15	9	18
SVK - Slovakia	237	160	77	9	8	4	8	10	91	9	8	0	5
SWE - Sweden	1,304	888	416	20	14	6	12	5	400	100	9	3	6
TAN - Tanzania, U.R.													
THA - Thailand	3,000	2,000	1,000	50	40	40	50	6	200	100	20	10	20
TPE - Chinese Taipei	750	500	250	40	25	5	10	14	150	50	0	0	10
TUR - Türkiye	295	194	101	16	0	0	16	12	120	72	0	0	12
UAE - United Arab Emirates	137	94	43	6	6	3	6	3	0	0	0	0	0
UGA - Uganda	412	282	130	48	21	4	23	12	72	47	2	2	8
UKR - Ukraine	170	127	43	13	11	3	1	6	127	43	11	3	0
URU - Uruguay	100	70	30	7	0	0	7	8	50	30	0	0	7
USA - United States of America	48,636	32,662	15,974	2,082	1,100	521	460	776	620	598	16	16	16
VEN - Venezuela	455	355	100	21	16	5	0	4	220	60	10	4	0
FPA - Freestyle Players Assn.	0	0	0	0	0	0	0	0	0	0	0	0	0
GPA - Guts Players Assn.	165	155	10	21	19	2	0	10	135	7	20	1	0
MFDC - Mediterranean F.D.C.	0	0	0	0	0	0	0	0	0	0	0	0	0
PDGA - Professional D.G. Assn.	0	0	0	0	0	0	0	0	0	0	0	0	0
Total	242,201	151,459	89,672	9,532	2,570	1,157	1,972	2,262	21,864	11,685	958	373	800
Total - NFs	242,036	151,304	89,662	9,511	2,551	1,155	1,972	2,252	21,729	11,678	938	372	800
Africa	7,201	5,619	1,472	217	104	37	116	70	1,153	450	258	12	89
Americas	117,114	71,901	44,271	5,526	1,333	646	703	1,048	4,671	3,036	130	83	129
Asia	70,997	43,720	27,277	821	363	185	396	268	3,966	2,369	122	77	166
Europe	36,017	23,852	12,147	2,434	685	239	662	722	11,270	5,345	394	174	365
Oceania	10,707	6,212	4,495	513	66	48	95	144	669	478	34	26	51

Ultimate

Member	Number of Athletes - Male Matching - Under 17	Number of Athletes - Female Matching - Under 17	Number of Athletes - Male Matching - Junior/Under 20	Number of Athletes - Female Matching - Junior/Under 20	Number of Athletes - Male Matching - Junior/Under 24	Number of Athletes - Female Matching - Junior/Under 24	Number of Athletes - Male Matching - Master	Number of Athletes - Female Matching - Master
AFG - Afghanistan	70	30	50	40	90	50	8	0
ALB - Albania	0	0	0	0	0	0	0	0
ARG - Argentina	3	4	6	6	15	12	22	18
ARM - Armenia	40	30	50	30	20	20	10	5
AUS - Australia	196	104	416	261	3,669	2,828	1,094	331
AUT - Austria	500	400	660	460	830	520	90	40
BDI - Burundi	44	3	56	45	23	2	34	1
BEL - Belgium	0	0	0	0	0	0	0	0
BLR - Belarus								
BOL - Bolivia	21	13	6	4	3	5	69	14
BRA - Brazil								
BRN - Bahrain								
BRU - Brunei Darussalam	5	5	10	10	20	20	60	30
BUL - Bulgaria	10	2	20	5	26	8	11	0
CAM - Cambodia	15	15	10	12	10	15	15	5
CAN - Canada	3,500	2,231	4,000	2,500	5,000	3,500	5,000	3,500
CAY - Cayman Islands	0	0	0	0	2	0	5	1
CHI - Chile	15	8	6	2	9	5	80	20
CHN - China, P.R.	200	120	500	300	500	300	200	120
COD - Congo, D.R.								
COL - Colombia	278	155	189	107	312	229	337	255
CRC - Costa Rica	95	3	14	6	32	8	31	9
CRO - Croatia	0	0	0	0	0	0	0	0
CZE - Czechia	62	51	136	111	229	168	70	33
DEN - Denmark	0	0	0	0	0	0	0	0
DOM - Dominican Republic	2	1	8	2	19	4	26	31
ECU - Ecuador	0	0	0	0	5	5	40	30
EGY - Egypt	5	0	15	15	30	20	110	45
ESA - El Salvador								
ESP - Spain	29	16	49	25	129	78	330	239
EST - Estonia	0	0	2	4	7	3	14	5
FIN - Finland	42	25	54	34	88	62	131	100
FRA - France	919	454	316	157	868	398	2,382	708
GBR - Great Britain	80	50	160	90	1,101	665	500	200
GEO - Georgia	15	8	2	0	3	3	3	4
GER - Germany	466	231	265	115	328	203	1,397	624
GHA - Ghana	1,000	500	2,090	150	1,000	112	100	20
GRE - Greece	5	2	5	5	10	5	3	3
GUM - Guam	2	0	2	0	5	5	10	2
HAI - Haiti	30	40	15	18	16	12	0	12
HKG - Hong Kong, China	0	1	22	18	57	32	57	45
HUN - Hungary	300	250	360	280	400	300	4	3
INA - Indonesia	0	0	0	0	4	3	27	20
IND - India	42	54	216	211	558	429	158	134
IRI - Iran, I.R.	22	14	44	28	20	10	33	9
IRL - Ireland	4	1	46	20	102	45	45	40
ISL - Iceland								

Ultimate

Member	Number of Athletes - Male Matching - Under 17	Number of Athletes - Female Matching - Under 17	Number of Athletes - Male Matching - Junior/Under 20	Number of Athletes - Female Matching - Junior/Under 20	Number of Athletes - Male Matching - Junior/Under 24	Number of Athletes - Female Matching - Junior/Under 24	Number of Athletes - Male Matching - Master	Number of Athletes - Female Matching - Master
ISR - Israel	3	0	16	2	29	8	46	10
ISV - U.S. Virgin Islands	0	0	0	0	1	0	30	5
ITA - Italy	470	199	650	285	867	397	221	90
JOR - Jordan	0	0	20	5	25	5	10	5
JPN - Japan	55	48	745	403	2,347	1,330	374	131
KAZ - Kazakhstan	12	8	11	4	6	1	15	6
KEN - Kenya	0	3	18	12	87	56	19	9
KGZ - Kyrgyzstan								
KOR - Korea, R.	2	3	5	2	10	5	30	10
KSA - Saudi Arabia	0	0	2	4	7	9	49	18
KUW - Kuwait	0	0	0	0	1	0	2	4
LAT - Latvia	6	2	5	5	10	7	48	26
LBN - Lebanon	10	5	25	10	60	20	10	0
LTU - Lithuania	249	75	249	75	249	75	20	6
LUX - Luxembourg	0	0	0	0	1	3	9	3
MAD - Madagascar	127	45	12	9	5	1	7	4
MAR - Morocco								
MAS - Malaysia	0	0	0	0	0	0	0	0
MAW - Malawi	5	1	5	0	4	0	25	5
MDA - Moldova, R.	0	0	0	0	4	0	21	5
MEX - Mexico	30	31	40	29	50	40	114	95
MGL - Mongolia	2	0	8	2	12	2	4	1
MLI - Mali	40	25	15	10	10	8	15	8
MLT - Malta	0	0	0	5	5	5	15	0
MON - Monaco	0	0	0	0	0	0	0	0
MRI - Mauritius	0	3	4	5	6	4	5	1
NAM - Namibia	0	0	0	0	6	2	21	4
NCA - Nicaragua	40	25	23	6	10	4	2	0
NED - Netherlands	85	33	161	73	379	207	309	119
NGR - Nigeria	14	14	36	24	14	5	10	2
NOR - Norway	0	0	2	0	25	6	34	14
NZL - New Zealand	38	28	112	92	242	232	115	151
PAN - Panama	6	9	23	19	56	33	54	20
PER - Peru	6	1	6	2	10	4	20	8
PHI - Philippines	10	10	30	30	80	80	20	20
PLE - Palestine	20	20	10	10	25	25	4	0
POL - Poland	65	51	104	100	156	141	102	83
POR - Portugal	6	1	9	3	21	16	63	34
QAT - Qatar	10	6	4	3	5	4	12	4
ROU - Romania	12	7	12	6	18	8	32	8
RSA - South Africa	5	5	15	10	50	30	60	40
RUS - Russian Federation								
RWA - Rwanda	60	10	63	6	16	8	11	5
SGP - Singapore	10	10	20	20	30	30	30	30
SLO - Slovenia	20	15	35	25	60	35	15	5
SRB - Serbia	0	0	0	0	0	0	0	0
SRI - Sri Lanka	0	0	0	0	0	0	0	0

Ultimate

Member	Number of Athletes - Male Matching - Under 17	Number of Athletes - Female Matching - Under 17	Number of Athletes - Male Matching - Junior/Under 20	Number of Athletes - Female Matching - Junior/Under 20	Number of Athletes - Male Matching - Junior/Under 24	Number of Athletes - Female Matching - Junior/Under 24	Number of Athletes - Male Matching - Master	Number of Athletes - Female Matching - Master
SUI - Switzerland	30	80	90	120	120	150	100	40
SVK - Slovakia	12	11	52	29	78	42	40	8
SWE - Sweden	140	49	176	65	205	79	55	21
TAN - Tanzania, U.R.								
THA - Thailand	500	500	500	500	200	200	100	100
TPE - Chinese Taipei	200	80	200	120	100	30	50	20
TUR - Türkiye	20	14	30	20	40	25	10	5
UAE - United Arab Emirates	0	0	2	1	8	3	24	14
UGA - Uganda	132	99	24	12	70	19	88	20
UKR - Ukraine	13	2	18	4	35	7	45	24
URU - Uruguay	-1	-1	-1	-1	-1	-1	-1	-1
USA - United States of America	6,078	1,934	12,801	4,854	21,771	10,157	6,934	4,063
VEN - Venezuela	60	15	12	8	6	4	25	20
FPA - Freestyle Players Assn.	0	0	0	0	0	0	0	0
GPA - Guts Players Assn.	20	1	40	3	50	6	30	2
MFDC - Mediterranean F.D.C.	0	0	0	0	0	0	0	0
PDGA - Professional D.G. Assn.	0	0	0	0	0	0	0	0
Total	16,639	8,298	26,239	12,102	43,221	23,651	22,009	11,981
Total - NFs	16,619	8,297	26,199	12,099	43,171	23,645	21,979	11,979
Africa	1,432	708	2,353	298	1,321	267	505	164
Americas	10,163	4,469	17,148	7,562	27,316	14,021	12,788	8,100
Asia	1,185	929	2,434	1,733	4,175	2,603	1,292	726
Europe	3,603	2,059	3,734	2,153	6,443	3,689	6,175	2,505
Oceania	236	132	530	353	3,916	3,065	1,219	484

Disc Golf

Member	Number of Athletes - Total	Number of Athletes - Male Matching	Number of Athletes - Female Matching	Number of Athletes - Total with Impairment/Disability	Number of Events	Number of Courses	Number of Athletes - National Championships - Total
AFG - Afghanistan	1,500	1,200	300	1,510	7	8	120
ALB - Albania	0	0	0	0	0	0	0
ARG - Argentina	0	0	0	0	0	0	0
ARM - Armenia	40	10	30	10	10	1	40
AUS - Australia	1,092	947	145	0	75	109	207
AUT - Austria	900	820	80	0	30	20	98
BDI - Burundi	0	0	0	0	0	0	0
BEL - Belgium	0	0	0	0	0	0	0
BLR - Belarus							
BOL - Bolivia	0	0	0	0	0	0	0
BRA - Brazil							
BRN - Bahrain							
BRU - Brunei Darussalam	0	0	0	0	0	0	0
BUL - Bulgaria	16	16	0	0	3	2	0
CAM - Cambodia	10	7	3	0	1	1	10
CAN - Canada	0	0	0	0	0	0	0
CAY - Cayman Islands	0	0	0	0	0	0	0
CHI - Chile	18	14	4	0	3	2	18
CHN - China, P.R.	200	130	70	0	12	10	0
COD - Congo, D.R.							
COL - Colombia	233	182	51	0	2	0	72
CRC - Costa Rica	0	0	0	1	0	0	10
CRO - Croatia	55	45	10	0	25	7	45
CZE - Czechia	725	520	205	0	100	105	144
DEN - Denmark	1,873	1,786	87	0	88	169	120
DOM - Dominican Republic	0	0	0	0	0	0	0
ECU - Ecuador	0	0	0	0	0	0	0
EGY - Egypt	0	0	0	0	0	0	0
ESA - El Salvador							
ESP - Spain	256	188	68	0	76	25	72
EST - Estonia	-1	-1	-1	-1	-1	-1	-1
FIN - Finland	0	0	0	0	0	0	0
FRA - France	511	455	56	0	65	120	439
GBR - Great Britain	0	0	0	0	0	0	0
GEO - Georgia	10	8	2	0	1	0	10
GER - Germany	2,949	2,634	315	1	70	200	144
GHA - Ghana	100	60	20	5	5	2	10
GRE - Greece	5	0	0	0	0	0	5
GUM - Guam	0	0	0	0	0	0	0
HAI - Haiti	20	20	0	0	2	2	20
HKG - Hong Kong, China	8	7	1	0	0	0	0
HUN - Hungary	40	25	15	0	5	2	25
INA - Indonesia	0	0	0	0	0	0	0
IND - India	0	0	0	0	0	0	0

Disc Golf

Member	Number of Athletes - Total	Number of Athletes - Male Matching	Number of Athletes - Female Matching	Number of Athletes - Total with Impairment/Disability	Number of Events	Number of Courses	Number of Athletes - National Championships - Total
IRI - Iran, I.R.	20	12	8	0	0	0	0
IRL - Ireland	0	0	0	0	0	0	0
ISL - Iceland							
ISR - Israel	0	0	0	0	0	0	0
ISV - U.S. Virgin Islands	0	0	0	0	0	0	0
ITA - Italy	53	45	8	0	10	5	50
JOR - Jordan	0	0	0	0	0	0	0
JPN - Japan	500	400	100	100	100	50	72
KAZ - Kazakhstan	28	20	8	28	4	6	4
KEN - Kenya	0	0	0	0	0	0	0
KGZ - Kyrgyzstan							
KOR - Korea, R.	-1	-1	-1	-1	-1	-1	-1
KSA - Saudi Arabia	0	0	0	0	0	0	0
KUW - Kuwait	50	35	15	0	0	0	0
LAT - Latvia	5,000	4,000	1,000	0	150	42	168
LBN - Lebanon	0	0	0	0	0	0	0
LTU - Lithuania	91	64	27	0	5	30	91
LUX - Luxembourg	10	10	0	0	1	3	10
MAD - Madagascar	21	14	7	1	0	1	21
MAR - Morocco							
MAS - Malaysia	0	0	0	0	0	0	0
MAW - Malawi	0	0	0	0	0	0	0
MDA - Moldova, R.	0	0	0	0	0	0	0
MEX - Mexico	0	0	0	0	0	0	0
MGL - Mongolia	30	24	6	0	4	2	12
MLI - Mali	0	0	0	0	0	0	0
MLT - Malta	0	0	0	0	0	0	0
MON - Monaco	0	0	0	0	0	0	0
MRI - Mauritius	12	4	8	0	4	4	12
NAM - Namibia	0	0	0	0	0	0	0
NCA - Nicaragua	45	35	10	0	2	5	45
NED - Netherlands	538	480	58	0	20	23	72
NGR - Nigeria	150	115	35	50	1	1	150
NOR - Norway	7,503	6,654	1,036	93	169	612	144
NZL - New Zealand	0	0	0	0	0	0	0
PAN - Panama	87	80	7	4	4	3	14
PER - Peru	0	0	0	0	0	0	0
PHI - Philippines	0	0	0	0	0	0	0
PLE - Palestine	0	0	0	0	0	0	0
POL - Poland	0	0	0	0	0	0	0
POR - Portugal	29	27	2	0	3	2	22
QAT - Qatar	0	0	0	0	0	0	0
ROU - Romania	0	0	0	0	1	1	12
RSA - South Africa	72	64	8	1	10	6	72

Disc Golf

Member	Number of Athletes - Total	Number of Athletes - Male Matching	Number of Athletes - Female Matching	Number of Athletes - Total with Impairment/Disability	Number of Events	Number of Courses	Number of Athletes - National Championships - Total
RUS - Russian Federation							
RWA - Rwanda	30	25	5	0	2	1	30
SGP - Singapore	42	25	17	0	2	2	20
SLO - Slovenia	57	50	7	0	11	13	31
SRB - Serbia	30	25	5	0	100	0	0
SRI - Sri Lanka	0	0	0	0	0	0	0
SUI - Switzerland	324	293	31	4	20	24	88
SVK - Slovakia	113	91	22	0	14	23	42
SWE - Sweden	0	0	0	0	0	0	0
TAN - Tanzania, U.R.							
THA - Thailand	200	100	100	0	4	4	50
TPE - Chinese Taipei	150	130	20	0	14	4	80
TUR - Türkiye	0	0	0	0	0	0	0
UAE - United Arab Emirates	0	0	0	0	0	0	0
UGA - Uganda	52	32	20	0	1	1	0
UKR - Ukraine	32	27	5	0	4	3	32
URU - Uruguay	0	0	0	0	0	0	0
USA - United States of America	0	0	0	0	0	0	0
VEN - Venezuela	260	180	80	2	4	2	2
FPA - Freestyle Players Assn.	0	0	0	0	0	0	0
GPA - Guts Players Assn.	0	0	0	0	0	0	0
MFDC - Mediterranean F.D.C.	0	0	0	0	0	0	0
PDGA - Professional D.G. Assn.	136,636	126,521	10,115	0	10,487	10,692	865
Total	162,724	148,654	14,230	1,808	11,729	12,348	3,818
Total - NFs	26,088	22,133	4,115	1,808	1,242	1,656	2,953
Africa	437	314	103	57	23	16	295
Americas	663	511	152	7	17	14	181
Asia	2,737	2,089	647	1,637	147	86	367
Europe	21,159	18,272	3,068	107	980	1,431	1,903
Oceania	1,092	947	145	0	75	109	207

Freestyle

Member	Number of Athletes - Total	Number of Athletes - Male Matching	Number of Athletes - Female Matching	Number of Events	Number of Athletes - National Championships - Total
AFG - Afghanistan	90	60	30	2	60
ALB - Albania	0	0	0	0	0
ARG - Argentina	0	0	0	0	0
ARM - Armenia	20	15	5	3	25
AUS - Australia	0	0	0	0	0
AUT - Austria	0	0	0	0	0
BDI - Burundi	0	0	0	0	0
BEL - Belgium	0	0	0	0	0
BLR - Belarus					
BOL - Bolivia	0	0	0	0	0
BRA - Brazil					
BRN - Bahrain					
BRU - Brunei Darussalam	0	0	0	0	0
BUL - Bulgaria	3	3	0	1	0
CAM - Cambodia	0	0	0	0	0
CAN - Canada	0	0	0	0	0
CAY - Cayman Islands	0	0	0	0	0
CHI - Chile	0	0	0	0	0
CHN - China, P.R.	0	0	0	0	0
COD - Congo, D.R.					
COL - Colombia	25	20	5	1	12
CRC - Costa Rica	1	1	10	0	1
CRO - Croatia	0	0	0	0	0
CZE - Czechia	21	18	3	2	4
DEN - Denmark	0	0	0	0	0
DOM - Dominican Republic	0	0	0	0	0
ECU - Ecuador	0	0	0	0	0
EGY - Egypt	0	0	0	0	0
ESA - El Salvador					
ESP - Spain	0	0	0	0	0
EST - Estonia	0	0	0	0	0
FIN - Finland	0	0	0	0	0
FRA - France	1	0	0	0	0
GBR - Great Britain	0	0	0	0	0
GEO - Georgia	2	2	0	0	0
GER - Germany	57	45	12	1	30
GHA - Ghana	10	9	1	1	10
GRE - Greece	5	0	0	0	0
GUM - Guam	0	0	0	0	0
HAI - Haiti	42	30	12	3	42
HKG - Hong Kong, China	0	0	0	0	0
HUN - Hungary	0	0	0	0	0
INA - Indonesia	0	0	0	0	0
IND - India	0	0	0	0	0

Freestyle

Member	Number of Athletes - Total	Number of Athletes - Male Matching	Number of Athletes - Female Matching	Number of Events	Number of Athletes - National Championships - Total
IRI - Iran, I.R.	5	3	2	0	0
IRL - Ireland	0	0	0	0	0
ISL - Iceland					
ISR - Israel	20	15	5	5	0
ISV - U.S. Virgin Islands	0	0	0	0	0
ITA - Italy	10	7	3	2	10
JOR - Jordan	0	0	0	0	0
JPN - Japan	10	10	0	1	10
KAZ - Kazakhstan	6	30	16	5	40
KEN - Kenya	0	0	0	0	0
KGZ - Kyrgyzstan					
KOR - Korea, R.	0	0	0	0	0
KSA - Saudi Arabia	0	0	0	0	0
KUW - Kuwait	0	0	0	0	0
LAT - Latvia	0	0	0	0	0
LBN - Lebanon	0	0	0	0	0
LTU - Lithuania	0	0	0	0	0
LUX - Luxembourg	0	0	0	0	0
MAD - Madagascar	0	0	0	0	0
MAR - Morocco					
MAS - Malaysia	0	0	0	0	0
MAW - Malawi	0	0	0	0	0
MDA - Moldova, R.	0	0	0	0	0
MEX - Mexico	0	0	0	0	0
MGL - Mongolia	0	0	0	0	0
MLI - Mali	0	0	0	0	0
MLT - Malta	0	0	0	0	0
MON - Monaco	0	0	0	0	0
MRI - Mauritius	0	0	0	0	0
NAM - Namibia	0	0	0	0	0
NCA - Nicaragua	00	00	0	0	0
NED - Netherlands	0	0	0	0	0
NGR - Nigeria	150	115	35	1	150
NOR - Norway	0	0	0	0	0
NZL - New Zealand	0	0	0	0	0
PAN - Panama	5	4	1	0	0
PER - Peru	0	0	0	0	0
PHI - Philippines	0	0	0	0	0
PLE - Palestine	0	0	0	0	0
POL - Poland	0	0	0	0	0
POR - Portugal	2	2	0	1	2
QAT - Qatar	0	0	0	0	0
ROU - Romania	0	0	0	0	0
RSA - South Africa	0	0	0	0	0

Freestyle

Member	Number of Athletes - Total	Number of Athletes - Male Matching	Number of Athletes - Female Matching	Number of Events	Number of Athletes - National Championships - Total
RUS - Russian Federation					
RWA - Rwanda	15	10	5	2	22
SGP - Singapore	0	0	0	0	0
SLO - Slovenia	0	0	0	0	0
SRB - Serbia	0	0	0	0	0
SRI - Sri Lanka	0	0	0	0	0
SUI - Switzerland	0	0	0	0	0
SVK - Slovakia	0	0	0	0	0
SWE - Sweden	18	14	4	1	18
TAN - Tanzania, U.R.					
THA - Thailand	0	0	0	0	0
TPE - Chinese Taipei	10	7	3	1	0
TUR - Türkiye	0	0	0	0	0
UAE - United Arab Emirates	0	0	0	0	0
UGA - Uganda	0	0	0	0	0
UKR - Ukraine	0	0	0	0	0
URU - Uruguay	0	0	0	0	0
USA - United States of America	0	0	0	0	0
VEN - Venezuela	0	0	0	0	0
FPA - Freestyle Players Assn.	149	115	34	1	100
GPA - Guts Players Assn.	0	0	0	0	0
MFDC - Mediterranean F.D.C.	0	0	0	0	0
PDGA - Professional D.G. Assn.	0	0	0	0	0
Total	677	535	186	34	536
Total - NFs	528	420	152	33	436
Africa	175	134	41	4	182
Americas	73	55	28	4	55
Asia	121	110	51	9	110
Europe	159	121	32	16	89
Oceania	0	0	0	0	0

Overall

Member	Number of Athletes - Total	Number of Athletes - Male Matching	Number of Athletes - Female Matching	Number of Events	Number of Athletes - National Championships - Total
AFG - Afghanistan	1,600	1,270	330	9	180
ALB - Albania	20	12	8	48	0
ARG - Argentina	0	0	0	0	0
ARM - Armenia	200	110	110	20	120
AUS - Australia	0	0	0	0	0
AUT - Austria	0	0	0	0	0
BDI - Burundi	0	0	0	0	0
BEL - Belgium	0	0	0	0	0
BLR - Belarus					
BOL - Bolivia	0	0	0	0	0
BRA - Brazil					
BRN - Bahrain					
BRU - Brunei Darussalam	0	0	0	0	0
BUL - Bulgaria	12	12	0	1	0
CAM - Cambodia	45	25	20	2	25
CAN - Canada	0	0	0	0	0
CAY - Cayman Islands	0	0	0	0	0
CHI - Chile	0	0	0	0	0
CHN - China, P.R.	0	0	0	0	0
COD - Congo, D.R.					
COL - Colombia	0	0	0	0	0
CRC - Costa Rica	1	1	2	1	10
CRO - Croatia	0	0	0	0	0
CZE - Czechia	0	0	0	0	0
DEN - Denmark	0	0	0	0	0
DOM - Dominican Republic	0	0	0	0	0
ECU - Ecuador	0	0	0	0	0
EGY - Egypt	0	0	0	0	0
ESA - El Salvador					
ESP - Spain	0	0	0	0	0
EST - Estonia	0	0	0	0	0
FIN - Finland	18	17	2	1	18
FRA - France	0	0	0	0	0
GBR - Great Britain	0	0	0	0	0
GEO - Georgia	50	12	38	2	30
GER - Germany	12	10	2	0	0
GHA - Ghana	100	80	20	1	5
GRE - Greece	0	0	0	0	0
GUM - Guam	0	0	0	0	0
HAI - Haiti	0	0	0	0	0
HKG - Hong Kong, China	0	0	0	0	0
HUN - Hungary	0	0	0	0	0
INA - Indonesia	84	52	32	3	0
IND - India	0	0	0	0	0

Overall

Member	Number of Athletes - Total	Number of Athletes - Male Matching	Number of Athletes - Female Matching	Number of Events	Number of Athletes - National Championships - Total
IRI - Iran, I.R.	25	20	5	2	25
IRL - Ireland	0	0	0	0	0
ISL - Iceland					
ISR - Israel	0	0	0	0	0
ISV - U.S. Virgin Islands	0	0	0	0	0
ITA - Italy	0	0	0	0	0
JOR - Jordan	0	0	0	0	0
JPN - Japan	50	40	10	1	50
KAZ - Kazakhstan	0	0	0	0	0
KEN - Kenya	0	0	0	0	0
KGZ - Kyrgyzstan					
KOR - Korea, R.	0	0	0	0	0
KSA - Saudi Arabia	0	0	0	0	0
KUW - Kuwait	0	0	0	0	0
LAT - Latvia	0	0	0	0	0
LBN - Lebanon	0	0	0	0	0
LTU - Lithuania	0	0	0	0	0
LUX - Luxembourg	41	31	10	0	0
MAD - Madagascar	0	0	0	0	0
MAR - Morocco					
MAS - Malaysia	0	0	0	0	0
MAW - Malawi	0	0	0	0	0
MDA - Moldova, R.	0	0	0	0	0
MEX - Mexico	686	409	277	5	525
MGL - Mongolia	0	0	0	0	0
MLI - Mali	0	0	0	0	0
MLT - Malta	0	0	0	0	0
MON - Monaco	0	0	0	0	0
MRI - Mauritius	12	4	8	4	12
NAM - Namibia	0	0	0	0	0
NCA - Nicaragua	0	0	0	0	0
NED - Netherlands	0	0	0	0	0
NGR - Nigeria	10	6	4	2	10
NOR - Norway	0	0	0	0	0
NZL - New Zealand	0	0	0	0	0
PAN - Panama	0	0	0	0	0
PER - Peru	00	0	0	0	0
PHI - Philippines	0	0	0	0	0
PLE - Palestine	0	0	0	0	0
POL - Poland	0	0	0	0	0
POR - Portugal	1	1	0	0	1
QAT - Qatar	15	10	5	3	25
ROU - Romania	0	0	0	0	0
RSA - South Africa	0	0	0	0	0

Overall

Member	Number of Athletes - Total	Number of Athletes - Male Matching	Number of Athletes - Female Matching	Number of Events	Number of Athletes - National Championships - Total
RUS - Russian Federation					
RWA - Rwanda	15	10	5	0	3
SGP - Singapore	0	0	0	0	0
SLO - Slovenia	0	0	0	0	0
SRB - Serbia	0	0	0	0	0
SRI - Sri Lanka	0	0	0	0	0
SUI - Switzerland	1,500	1,023	391	40	1,235
SVK - Slovakia	0	0	0	0	0
SWE - Sweden	30	26	4	1	30
TAN - Tanzania, U.R.					
THA - Thailand	0	0	0	0	0
TPE - Chinese Taipei	150	95	55	3	70
TUR - Türkiye	0	0	0	0	0
UAE - United Arab Emirates	0	0	0	0	0
UGA - Uganda	0	0	0	0	0
UKR - Ukraine	0	0	0	0	0
URU - Uruguay	0	0	0	0	0
USA - United States of America	0	0	0	0	0
VEN - Venezuela	0	0	0	0	0
FPA - Freestyle Players Assn.	0	0	0	0	0
GPA - Guts Players Assn.	0	0	0	0	0
MFDC - Mediterranean F.D.C.	0	0	0	0	0
PDGA - Professional D.G. Assn.	0	0	0	0	0
Total	4,677	3,276	1,338	149	2,374
Total - NFs	4,677	3,276	1,338	149	2,374
Africa	137	100	37	7	30
Americas	687	410	279	6	535
Asia	1,969	1,512	457	23	375
Europe	1,884	1,254	565	113	1,434
Oceania	0	0	0	0	0

Guts

Member	Number of Athletes - Total	Number of Athletes - Male Matching	Number of Athletes - Female Matching	Number of Events	Number of Athletes - National Championships - Total
AFG - Afghanistan	30	30	0	1	30
ALB - Albania	0	0	0	0	0
ARG - Argentina	0	0	0	0	0
ARM - Armenia	0	0	0	0	0
AUS - Australia	0	0	0	0	0
AUT - Austria	0	0	0	0	0
BDI - Burundi	0	0	0	0	0
BEL - Belgium	0	0	0	0	0
BLR - Belarus					
BOL - Bolivia	0	0	0	0	0
BRA - Brazil					
BRN - Bahrain					
BRU - Brunei Darussalam	0	0	0	0	0
BUL - Bulgaria	1	0	0	0	0
CAM - Cambodia	0	0	0	0	0
CAN - Canada	0	0	0	0	0
CAY - Cayman Islands	0	0	0	0	0
CHI - Chile	0	0	0	0	0
CHN - China, P.R.	0	0	0	0	0
COD - Congo, D.R.					
COL - Colombia	0	0	0	0	0
CRC - Costa Rica	10	1	12	1	2
CRO - Croatia	0	0	0	0	0
CZE - Czechia	0	0	0	0	0
DEN - Denmark	0	0	0	0	0
DOM - Dominican Republic	0	0	0	0	0
ECU - Ecuador	0	0	0	0	0
EGY - Egypt	0	0	0	0	0
ESA - El Salvador					
ESP - Spain	0	0	0	0	0
EST - Estonia	0	0	0	0	0
FIN - Finland	0	0	0	0	0
FRA - France	0	0	0	0	0
GBR - Great Britain	0	0	0	0	0
GEO - Georgia	10	10	0	1	10
GER - Germany	25	25	0	0	0
GHA - Ghana	10	7	3	1	10
GRE - Greece	0	0	0	0	0
GUM - Guam	0	0	0	0	0
HAI - Haiti	0	0	0	0	0
HKG - Hong Kong, China	0	0	0	0	0
HUN - Hungary	0	0	0	0	0
INA - Indonesia	0	0	0	0	0
IND - India	0	0	0	0	0

Guts

Member	Number of Athletes - Total	Number of Athletes - Male Matching	Number of Athletes - Female Matching	Number of Events	Number of Athletes - National Championships - Total
IRI - Iran, I.R.	25	15	10	0	0
IRL - Ireland	0	0	0	0	0
ISL - Iceland					
ISR - Israel	0	0	0	0	0
ISV - U.S. Virgin Islands	0	0	0	0	0
ITA - Italy	0	0	0	0	0
JOR - Jordan	0	0	0	0	0
JPN - Japan	100	80	20	2	100
KAZ - Kazakhstan	0	0	0	0	0
KEN - Kenya	0	0	0	0	0
KGZ - Kyrgyzstan					
KOR - Korea, R.	-1	-1	-1	-1	-1
KSA - Saudi Arabia	0	0	0	0	0
KUW - Kuwait	0	0	0	0	0
LAT - Latvia	0	0	0	0	0
LBN - Lebanon	0	0	0	0	0
LTU - Lithuania	0	0	0	0	0
LUX - Luxembourg	0	0	0	0	0
MAD - Madagascar	0	0	0	0	0
MAR - Morocco					
MAS - Malaysia	0	0	0	0	0
MAW - Malawi	0	0	0	0	0
MDA - Moldova, R.	0	0	0	0	0
MEX - Mexico	0	0	0	0	0
MGL - Mongolia	0	0	0	0	0
MLI - Mali	0	0	0	0	0
MLT - Malta	0	0	0	0	0
MON - Monaco	0	0	0	0	0
MRI - Mauritius	0	0	0	0	0
NAM - Namibia	0	0	0	0	0
NCA - Nicaragua	0	0	0	0	0
NED - Netherlands	0	0	0	0	0
NGR - Nigeria	14	10	4	1	14
NOR - Norway	0	0	0	0	0
NZL - New Zealand	0	0	0	0	0
PAN - Panama	0	0	0	0	0
PER - Peru	0	0	0	0	0
PHI - Philippines	0	0	0	0	0
PLE - Palestine	0	0	0	0	0
POL - Poland	0	0	0	0	0
POR - Portugal	0	0	0	0	0
QAT - Qatar	0	0	0	0	0
ROU - Romania	0	0	0	0	0
RSA - South Africa	0	0	0	0	0

Guts

Member	Number of Athletes - Total	Number of Athletes - Male Matching	Number of Athletes - Female Matching	Number of Events	Number of Athletes - National Championships - Total
RUS - Russian Federation					
RWA - Rwanda	125	100	26	3	4
SGP - Singapore	0	0	0	0	0
SLO - Slovenia	0	0	0	0	0
SRB - Serbia	0	0	0	0	0
SRI - Sri Lanka	0	0	0	0	0
SUI - Switzerland	0	0	0	0	0
SVK - Slovakia	0	0	0	0	0
SWE - Sweden	0	0	0	0	0
TAN - Tanzania, U.R.					
THA - Thailand	100	70	30	3	20
TPE - Chinese Taipei	60	55	5	4	40
TUR - Türkiye	0	0	0	0	0
UAE - United Arab Emirates	0	0	0	0	0
UGA - Uganda	0	0	0	0	0
UKR - Ukraine	0	0	0	0	0
URU - Uruguay	0	0	0	0	0
USA - United States of America	0	0	0	0	0
VEN - Venezuela	0	0	0	0	0
FPA - Freestyle Players Assn.	0	0	0	0	0
GPA - Guts Players Assn.	164	155	10	10	135
MFDC - Mediterranean F.D.C.	0	0	0	0	0
PDGA - Professional D.G. Assn.	0	0	0	0	0
Total	673	557	119	26	364
Total - NFs	509	402	109	16	229
Africa	149	117	33	5	28
Americas	10	1	12	1	2
Asia	314	249	64	9	189
Europe	36	35	0	1	10
Oceania	0	0	0	0	0

Beach Ultimate

Member	Number of Athletes - Total	Number of Athletes - Male Matching	Number of Athletes - Female Matching	Number of Events	Number of Athletes - National Championships - Total	Number of Teams - National Championships - Total
AFG - Afghanistan	100	60	40	1	60	6
ALB - Albania	0	0	0	0	0	0
ARG - Argentina	0	0	0	0	0	0
ARM - Armenia	0	0	0	0	0	0
AUS - Australia	132	63	69	1	132	11
AUT - Austria	500	400	100	1	200	20
BDI - Burundi	0	0	0	0	0	0
BEL - Belgium	0	0	0	0	0	0
BLR - Belarus						
BOL - Bolivia	0	0	0	0	0	0
BRA - Brazil						
BRN - Bahrain						
BRU - Brunei Darussalam	0	0	0	0	0	0
BUL - Bulgaria	0	0	0	0	0	0
CAM - Cambodia	0	0	0	0	0	0
CAN - Canada	0	0	0	0	0	0
CAY - Cayman Islands	40	30	10	10	0	0
CHI - Chile	0	0	0	0	0	0
CHN - China, P.R.	1,000	600	400	10	200	10
COD - Congo, D.R.						
COL - Colombia	225	180	45	1	80	5
CRC - Costa Rica	2	2	2	2	10	2
CRO - Croatia	0	0	0	0	0	0
CZE - Czechia	0	0	0	0	0	0
DEN - Denmark	0	0	0	0	0	0
DOM - Dominican Republic	0	0	0	0	0	0
ECU - Ecuador	0	0	0	0	0	0
EGY - Egypt	0	0	0	0	0	0
ESA - El Salvador						
ESP - Spain	800	500	300	40	800	80
EST - Estonia	42	28	14	1	42	3
FIN - Finland	0	0	0	1	0	0
FRA - France	2,431	3,536	663	87	4,862	187
GBR - Great Britain	210	170	40	2	210	18
GEO - Georgia	20	12	8	1	20	4
GER - Germany	848	537	311	12	400	40
GHA - Ghana	100	80	20	2	100	100
GRE - Greece	20	10	10	0	0	20
GUM - Guam	50	40	10	4	50	3
HAI - Haiti	0	0	0	0	0	0
HKG - Hong Kong, China	16	8	8	1	0	0
HUN - Hungary	0	0	0	0	0	0
INA - Indonesia	25	18	7	0	0	0
IND - India	0	0	0	1	218	14

Beach Ultimate

Member	Number of Athletes - Total	Number of Athletes - Male Matching	Number of Athletes - Female Matching	Number of Events	Number of Athletes - National Championships - Total	Number of Teams - National Championships - Total
IRI - Iran, I.R.	70	70	0	1	70	7
IRL - Ireland	0	0	0	0	0	0
ISL - Iceland						
ISR - Israel	150	135	15	2	0	0
ISV - U.S. Virgin Islands	0	0	0	0	0	0
ITA - Italy	1,954	1,357	597	2	300	21
JOR - Jordan	0	0	0	0	0	0
JPN - Japan	150	100	50	1	50	6
KAZ - Kazakhstan	0	0	0	0	0	0
KEN - Kenya	229	109	37	1	146	5
KGZ - Kyrgyzstan						
KOR - Korea, R.	137	92	45	1	0	0
KSA - Saudi Arabia	0	0	0	0	0	0
KUW - Kuwait	0	0	0	0	0	0
LAT - Latvia	0	0	0	1	60	5
LBN - Lebanon	90	70	20	1	90	8
LTU - Lithuania	50	35	15	2	50	4
LUX - Luxembourg	31	21	10	0	0	0
MAD - Madagascar	0	0	0	0	0	0
MAR - Morocco						
MAS - Malaysia	20	10	10	0	0	0
MAW - Malawi	0	0	0	0	0	0
MDA - Moldova, R.	0	0	0	0	0	0
MEX - Mexico	77	46	31	1	77	5
MGL - Mongolia	0	0	0	0	0	0
MLI - Mali	0	0	0	0	0	0
MLT - Malta	0	0	0	0	0	0
MON - Monaco	0	0	0	0	0	0
MRI - Mauritius	8	1	7	1	8	1
NAM - Namibia	0	0	0	0	0	0
NCA - Nicaragua	0	0	0	0	0	0
NED - Netherlands	60	40	20	2	40	20
NGR - Nigeria	150	100	50	1	150	15
NOR - Norway	20	10	10	0	0	0
NZL - New Zealand	300	175	125	6	0	0
PAN - Panama	99	52	47	1	0	0
PER - Peru	40	30	10	0	0	0
PHI - Philippines	250	180	70	5	0	0
PLE - Palestine	0	0	0	0	0	0
POL - Poland	287	158	129	1	287	19
POR - Portugal	238	150	88	4	150	8
QAT - Qatar	30	15	15	3	15	2
ROU - Romania	0	0	0	0	0	0
RSA - South Africa	20	12	8	0	0	0

Beach Ultimate

Member	Number of Athletes - Total	Number of Athletes - Male Matching	Number of Athletes - Female Matching	Number of Events	Number of Athletes - National Championships - Total	Number of Teams - National Championships - Total
RUS - Russian Federation						
RWA - Rwanda	40	35	5	1	40	4
SGP - Singapore	150	80	70	1	150	15
SLO - Slovenia	40	30	10	0	0	0
SRB - Serbia	0	0	0	0	0	0
SRI - Sri Lanka	0	0	0	0	0	0
SUI - Switzerland	150	80	64	1	144	18
SVK - Slovakia	25	15	10	1	0	0
SWE - Sweden	50	25	25	1	50	7
TAN - Tanzania, U.R.						
THA - Thailand	0	0	0	0	0	0
TPE - Chinese Taipei	30	20	10	0	0	0
TUR - Türkiye	295	194	101	1	0	0
UAE - United Arab Emirates	97	59	38	1	0	0
UGA - Uganda	108	88	22	2	108	5
UKR - Ukraine	170	127	43	2	170	8
URU - Uruguay	0	0	0	0	0	0
USA - United States of America	1,539	942	597	5	1,057	68
VEN - Venezuela	120	80	40	1	120	12
FPA - Freestyle Players Assn.	0	0	0	0	0	0
GPA - Guts Players Assn.	0	0	0	0	0	0
MFDC - Mediterranean F.D.C.	0	0	0	0	0	0
PDGA - Professional D.G. Assn.	0	0	0	0	0	0
Total	13,835	11,017	4,501	232	10,716	786
Total - NFs	13,835	11,017	4,501	232	10,716	786
Africa	655	425	149	8	552	130
Americas	2,142	1,362	782	21	1,344	92
Asia	2,165	1,382	783	27	853	68
Europe	8,391	7,570	2,583	165	7,785	482
Oceania	482	278	204	11	182	14

Wheelchair Ultimate

Member	Number of Athletes - Total	Number of Athletes - Male Matching	Number of Athletes - Female Matching	Number of Events	Number of Athletes - National Championships - Total	Number of Teams - National Championships - Total
AFG - Afghanistan	10	10	0	1	10	2
ALB - Albania	0	0	0	0	0	0
ARG - Argentina	0	0	0	0	0	0
ARM - Armenia	2	0	1	0	0	0
AUS - Australia	0	0	0	0	0	0
AUT - Austria	0	0	0	0	0	0
BDI - Burundi	0	0	0	0	0	0
BEL - Belgium	0	0	0	0	0	0
BLR - Belarus						
BOL - Bolivia	0	0	0	0	0	0
BRA - Brazil						
BRN - Bahrain						
BRU - Brunei Darussalam	0	0	0	0	0	0
BUL - Bulgaria	0	0	0	0	0	0
CAM - Cambodia	0	0	0	0	0	0
CAN - Canada	0	0	0	0	0	0
CAY - Cayman Islands	0	0	0	0	0	0
CHI - Chile	0	0	0	0	0	0
CHN - China, P.R.	0	0	0	0	0	0
COD - Congo, D.R.						
COL - Colombia	0	0	0	0	0	0
CRC - Costa Rica	2	10	6	2	12	2
CRO - Croatia	0	0	0	0	0	0
CZE - Czechia	0	0	0	0	0	0
DEN - Denmark	0	0	0	0	0	0
DOM - Dominican Republic	0	0	0	0	0	0
ECU - Ecuador	0	0	0	0	0	0
EGY - Egypt	0	0	0	0	0	0
ESA - El Salvador						
ESP - Spain	0	0	0	0	0	0
EST - Estonia	0	0	0	0	0	0
FIN - Finland	0	0	0	0	0	0
FRA - France	0	0	0	0	0	0
GBR - Great Britain	0	0	0	0	0	0
GEO - Georgia	0	0	0	0	0	0
GER - Germany	9	9	0	0	0	0
GHA - Ghana	20	15	5	1	15	2
GRE - Greece	0	0	0	0	0	0
GUM - Guam	0	0	0	0	0	0
HAI - Haiti	0	0	0	0	0	0
HKG - Hong Kong, China	0	0	0	0	0	0
HUN - Hungary	0	0	0	0	0	0
INA - Indonesia	0	0	0	0	0	0
IND - India	0	0	0	0	0	0

Wheelchair Ultimate

Member	Number of Athletes - Total	Number of Athletes - Male Matching	Number of Athletes - Female Matching	Number of Events	Number of Athletes - National Championships - Total	Number of Teams - National Championships - Total
IRI - Iran, I.R.	0	0	0	0	0	0
IRL - Ireland	0	0	0	0	0	0
ISL - Iceland						
ISR - Israel	0	0	0	0	0	0
ISV - U.S. Virgin Islands	0	0	0	0	0	0
ITA - Italy	12	9	3	1	12	2
JOR - Jordan	0	0	0	0	0	0
JPN - Japan	5	5	0	0	0	0
KAZ - Kazakhstan	0	0	0	0	0	0
KEN - Kenya	0	0	0	0	0	0
KGZ - Kyrgyzstan						
KOR - Korea, R.	-1	-1	-1	-1	-1	-1
KSA - Saudi Arabia	0	0	0	0	0	0
KUW - Kuwait	0	0	0	0	0	0
LAT - Latvia	0	0	0	0	0	0
LBN - Lebanon	0	0	0	0	0	0
LTU - Lithuania	15	15	0	0	0	0
LUX - Luxembourg	0	0	0	0	0	0
MAD - Madagascar	0	0	0	0	0	0
MAR - Morocco						
MAS - Malaysia	0	0	0	0	0	0
MAW - Malawi	0	0	0	0	0	0
MDA - Moldova, R.	0	0	0	0	0	0
MEX - Mexico	0	0	0	0	0	0
MGL - Mongolia	0	0	0	0	0	0
MLI - Mali	0	0	0	0	0	0
MLT - Malta	0	0	0	0	0	0
MON - Monaco	0	0	0	0	0	0
MRI - Mauritius	0	0	0	0	0	0
NAM - Namibia	0	0	0	0	0	0
NCA - Nicaragua	0	0	0	0	0	0
NED - Netherlands	0	0	0	0	0	0
NGR - Nigeria	150	115	35	1	15	150
NOR - Norway	0	0	0	0	0	0
NZL - New Zealand	0	0	0	0	0	0
PAN - Panama	0	0	0	0	0	0
PER - Peru	0	0	0	0	0	0
PHI - Philippines	0	0	0	0	0	0
PLE - Palestine	0	0	0	0	0	0
POL - Poland	0	0	0	0	0	0
POR - Portugal	0	0	0	0	0	0
QAT - Qatar	5	3	2	1	5	1
ROU - Romania	0	0	0	0	0	0
RSA - South Africa	0	0	0	0	0	0

Wheelchair Ultimate

Member	Number of Athletes - Total	Number of Athletes - Male Matching	Number of Athletes - Female Matching	Number of Events	Number of Athletes - National Championships - Total	Number of Teams - National Championships - Total
RUS - Russian Federation						
RWA - Rwanda	0	0	0	0	0	0
SGP - Singapore	0	0	0	0	0	0
SLO - Slovenia	0	0	0	0	0	0
SRB - Serbia	0	0	0	0	0	0
SRI - Sri Lanka	0	0	0	0	0	0
SUI - Switzerland	0	0	0	0	0	0
SVK - Slovakia	0	0	0	0	0	0
SWE - Sweden	0	0	0	0	0	0
TAN - Tanzania, U.R.						
THA - Thailand	0	0	0	0	0	0
TPE - Chinese Taipei	0	0	0	0	0	0
TUR - Türkiye	0	0	0	0	0	0
UAE - United Arab Emirates	0	0	0	0	0	0
UGA - Uganda	0	0	0	0	0	0
UKR - Ukraine	0	0	0	0	0	0
URU - Uruguay	0	0	0	0	0	0
USA - United States of America	0	0	0	0	0	0
VEN - Venezuela	0	0	0	0	0	0
FPA - Freestyle Players Assn.	0	0	0	0	0	0
GPA - Guts Players Assn.	0	0	0	0	0	0
MFDC - Mediterranean F.D.C.	0	0	0	0	0	0
PDGA - Professional D.G. Assn.	0	0	0	0	0	0
Total	229	190	51	6	68	158
Total - NFs	229	190	51	6	68	158
Africa	170	130	40	2	30	152
Americas	2	10	6	2	12	2
Asia	19	17	1	1	14	2
Europe	38	33	4	1	12	2
Oceania	0	0	0	0	0	0